

Stainless Steel Submersible Pumps Orion Series





GENERAL INFORMATION

PERFORMANCE CURVE CONDITIONS

The conditions below apply to the curves shown on the following pages.

- a. The Performance curves show pump performance at rated speed, voltage and @ 10ft minimum submergence.
The nominal speed of motor
4" motor : n = 2900 rpm
6" motor : n = 2900 rpm
8" & 10" motor : n = 2900 rpm
- b. The measurements were made with airless water at 20°C. When pumping liquids with a density higher than that of water, motors with correspondingly higher outputs must be used.
- c. Pipe friction losses have not been included in the performance curves and performance tables.
- d. The bold curves indicate the recommended performance range.
- e. Q/H: The curves are inclusive of check valve and suction inter-connector losses at the actual speed.
- f. Efficiency curve: "Eff%" shows pump stage efficiency.
- g. Curve tolerance according to ISO : 9906, Grade - 3B
- h. The performances are at rated voltage and are only Indicative. Actual discharge depends on availability of water in well, based on strength of water source, height of water column, submergence of pump, etc.,.
- i. The given performances are for specific materials of construction of pump.
- j. The outlet size of the pumps are as per BSP standard.

In view of continuous developments, the information / descriptions / specifications / illustrations are subject to change without notice.

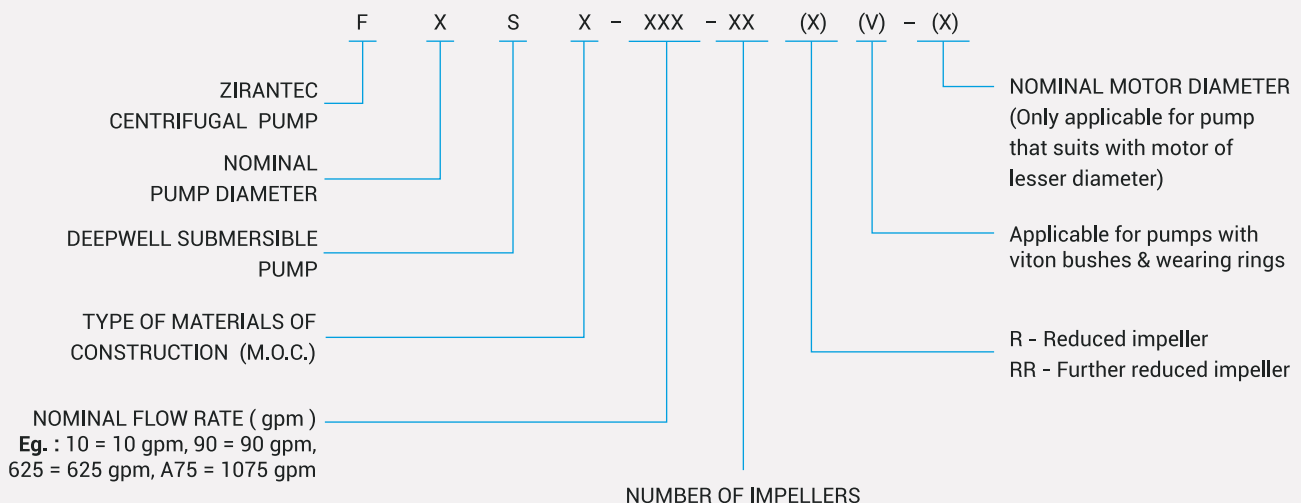
IMPORTANT NOTES

| Read our operator's manual carefully before installation | Pump should not be operated dry | Install dry run prevention to protect the pumpset from dry running | Use appropriate size, good quality cable and starter / protection devices | Use low friction good quality pipes | The pipe diameters must never be smaller than the pump connections | Install pump according to our recommended Head range | Reduce number of bends, elbows, T-bends as much as possible in the pipe line | All pumpsets employ a prime mover motor of suitable size | Avoid fatal electrical shock or injury by disconnecting power before working on or around the pumping system | Only technically qualified personnel must perform the works complying with local electricity rules and regulations | To reduce the risk of electrical shock during

operation, an appropriate earthing is mandatory | Maximum permissible supply voltage should lie between $\pm 10\%$ of the rated voltage | The performance data and curves are at rated voltage and only indicative | Product pictures shown are only for illustration purpose and the actual product may vary than they appear in picture | Standard pump supply is made for the maximum flange pressure rating mentioned in the dimensional drawing | Pipe sizes mentioned in inches are nominal pipe sizes and are nearest conversion of mm.

MODEL IDENTIFICATION CODE

BOREHOLE SUBMERSIBLE PUMP



BOREHOLE SUBMERSIBLE PUMP		
PUMP MODEL	/	CODE
FX SX - X XXX - XX	/	F4S-S10-08 F10S-S625-05

PUMPED LIQUIDS

Clean, Thin, Non-aggressive, Non explosive, Clear, Cold, Fresh Water without abrasives, Solid particles or fibre having the following characteristics

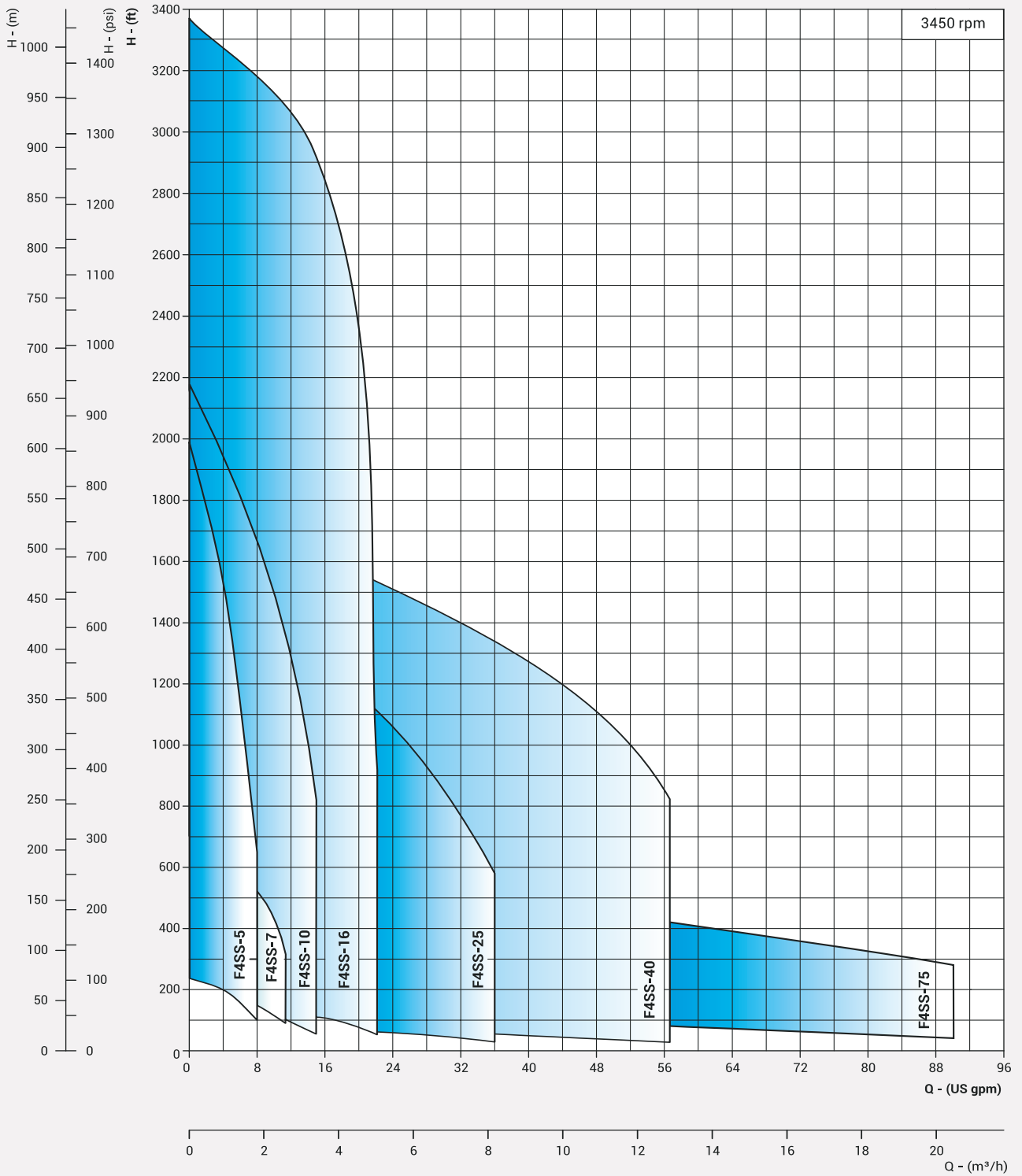
a)	Max. Temperature	NBR - 91,4°F (33°C) / VITON - 194°F (90°C)
b)	Permissible amount of sand	0,42 lb / 1000 gal (max)
c)	Chlorine ion density	500 ppm (max)
d)	Allowable solids	3000 ppm (max)
e)	Specific gravity	1,004 (max)
f)	Hardness (Drinking water)	300 ppm (max)
g)	Viscosity	1,75 x 10 ⁻⁶ m ² /sec (max)
h)	Turbidity	50 ppm silica scale(max)
i)	pH	6,5 to 8,5

PUMP OPERATING LIMITATIONS					
NOMINAL DIAMETER		4"(100mm)	6"(150mm)	8"(200mm)	10"(250mm)
POWER RANGE		0,25 - 20HP	1,5 - 85/100HP	7,5 - 125HP	15 - 300HP
SPEED		3450 rpm	3450 rpm	3450 rpm	3450 rpm
DISCHARGE RANGE	US gpm	1,5 - 90	21 - 400	150 - 635	200 - 1465
	m ³ /h	0,3 - 20	5 - 91	34 - 144	46 - 332
TOTAL HEAD RANGE	ft	20 - 3366	10 - 2110	20 - 1400	25 - 1280
	m	6 - 1026	3 - 643	6 - 427	8 - 390
OUTLET SIZE IN INCHES		(1), (1,25), (1,5) & 2	2, 3 & 4	5	6
SHAFT COUPLING		Splines	Splines	Splines	Keyway / Splines

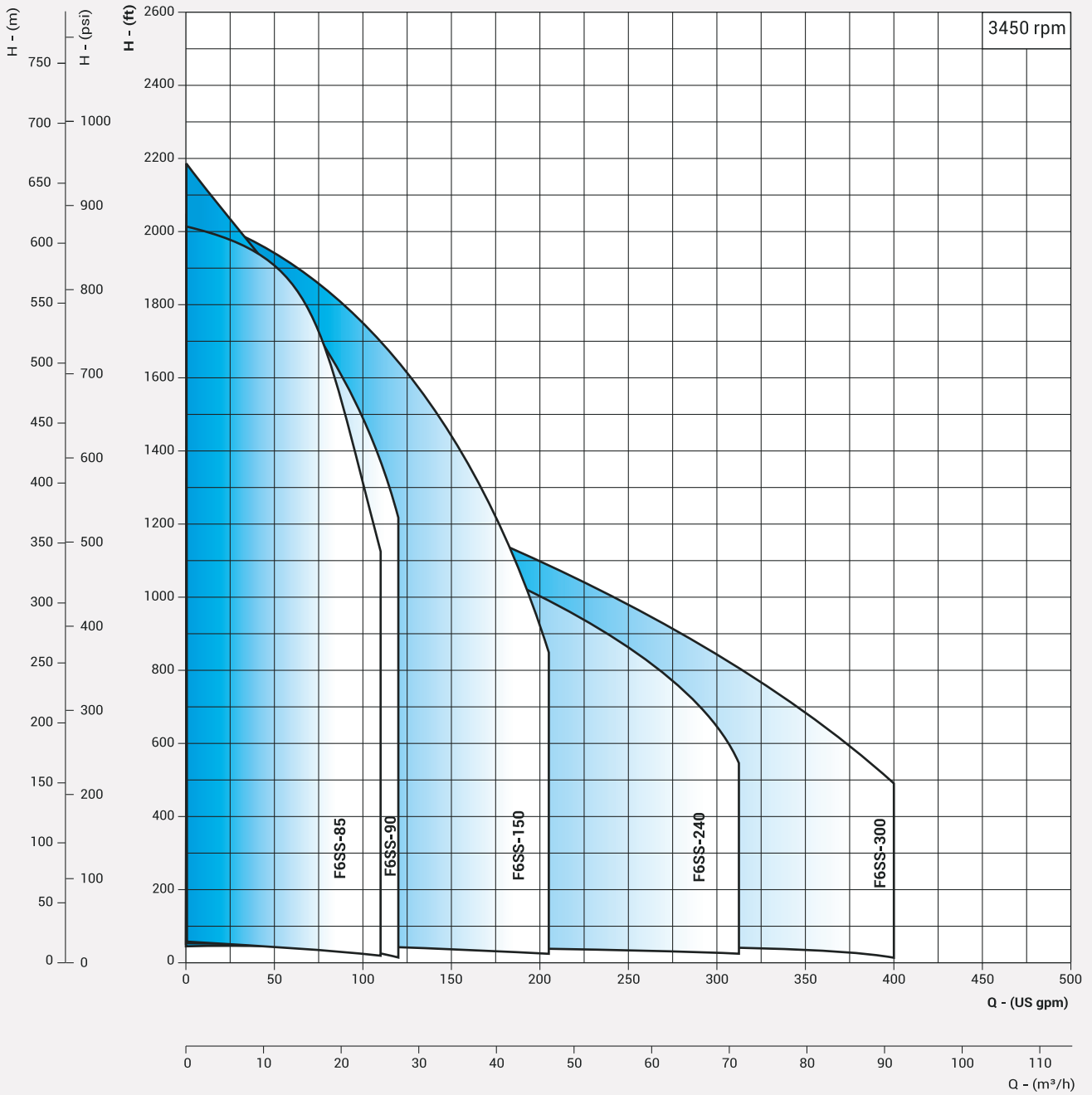
Maximum temperature of pumped liquid

Motor	Minimum cooling flow along the motor	Vertical installation	Horizontal installation minimum 30° angle
4"	0,25 ft/s	91,4°F(33°C)	91,4°F(33°C)
6" & 8"	0,5 ft/s	91,4°F(33°C)	91,4°F(33°C)
10"			

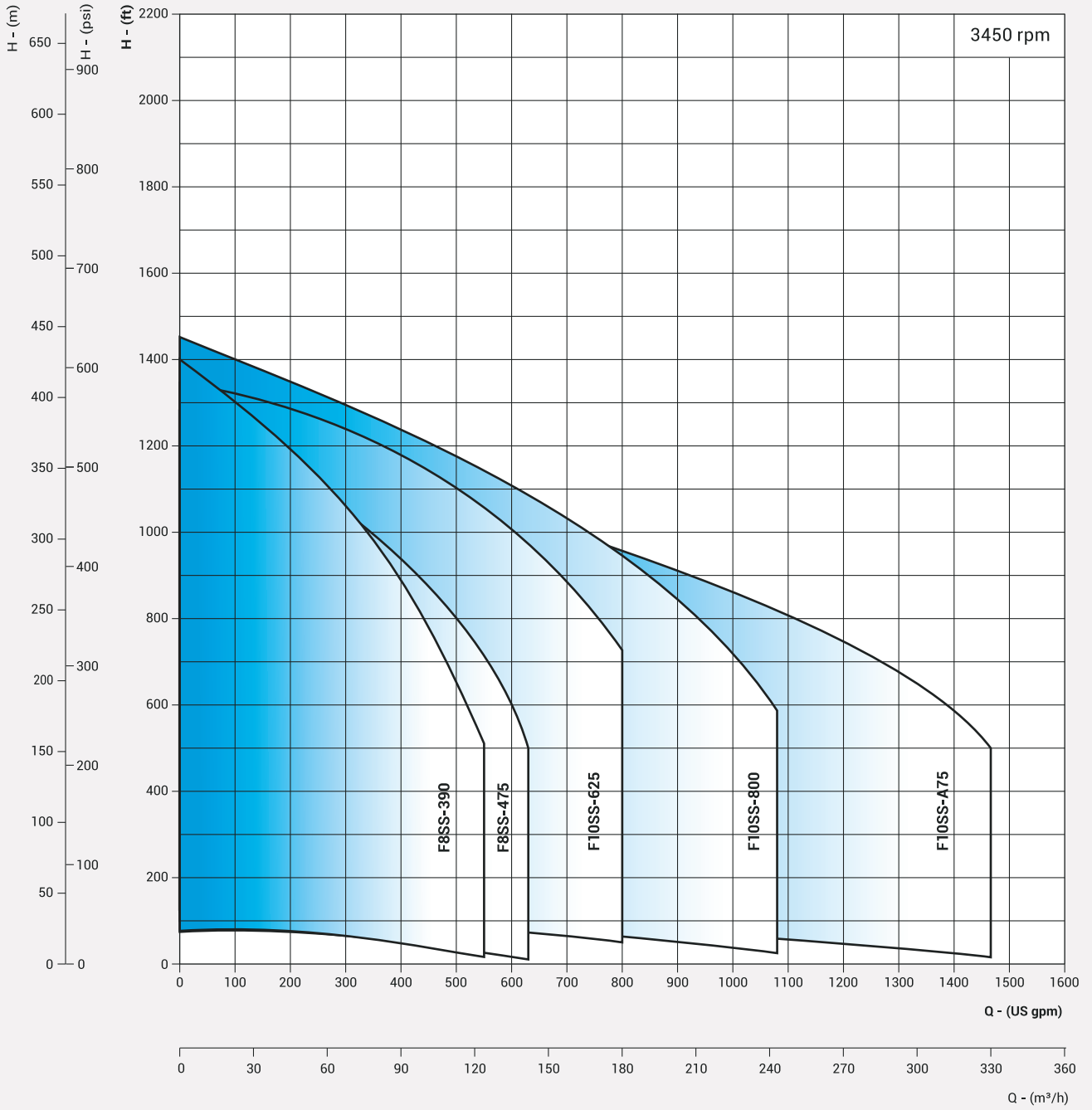
GROUP PERFORMANCE CURVE - 4"



GROUP PERFORMANCE CURVE - 6"



GROUP PERFORMANCE CURVE - 8"&10"



MATERIALS OF CONSTRUCTION

PART NAME	PART No.	NOMINAL DIA. 4"		NOMINAL DIA . 6", 8" & 10"	
		TYPE - S	TYPE - N	TYPE - S	TYPE - N
CHECK VALVE HOUSING	21,00	S.S - 304	S.S. - 316	S.S. - 304	S.S. - 316
CHECK VALVE DISC	21,06	S.S - 304	S.S. - 316	S.S. - 304	S.S. - 316
CHECK VALVE SEAT	21,01	NBR	NBR	NBR	NBR
DIFFUSER CHAMBER	18,03	S.S - 304	S.S. - 316	S.S. - 304	S.S. - 316
IMPELLER	19,00	S.S - 304	S.S. - 316	S.S. - 304	S.S. - 316
SPLIT CONE WITH NUT*	19,02	S.S - 304	S.S. - 316	S.S. - 304	S.S. - 316
IMPELLER WEAR RING / SEAL RING	17,01	NBR	NBR	NBR	NBR
UPTHRUST WASHER / UPTHURST SLEEVE	13,03	S.S - 420	S.S - 420	S.S 420 / S.S 431	S.S 420 / S.S 431
BUSH - CT PAD	18,05	LTB	LTB	LTB / TEFLON	LTB / TEFLON
BUSH - DIFFUSER CHAMBER	18,06	NBR	NBR	NBR	NBR
BUSH - BRACKET	18,07	LTB	LTB	LTB	LTB
SUCTION INTER CONNECTOR	17,00	S.S. - 304	S.S - 316	S.S. - 304	S.S. - 316
INLET SCREEN	14,03	S.S. - 304	S.S. - 316	S.S. - 304	S.S. - 316
PUMP SHAFT ^	22,00	S.S. - 431 [#]	S.S. - 329 [#]	S.S. - 431	S.S. - 431
COUPLING SPLINES	22,01	S.S. - 329	S.S - 329	S.S. - 431	S.S. - 431
LOCKING STRAPS	17,03	S.S. - 304	S.S - 316	S.S. - 304	S.S. - 316
CABLE GUARD	17,04	S.S. - 304	S.S - 316	S.S. - 304	S.S. - 316

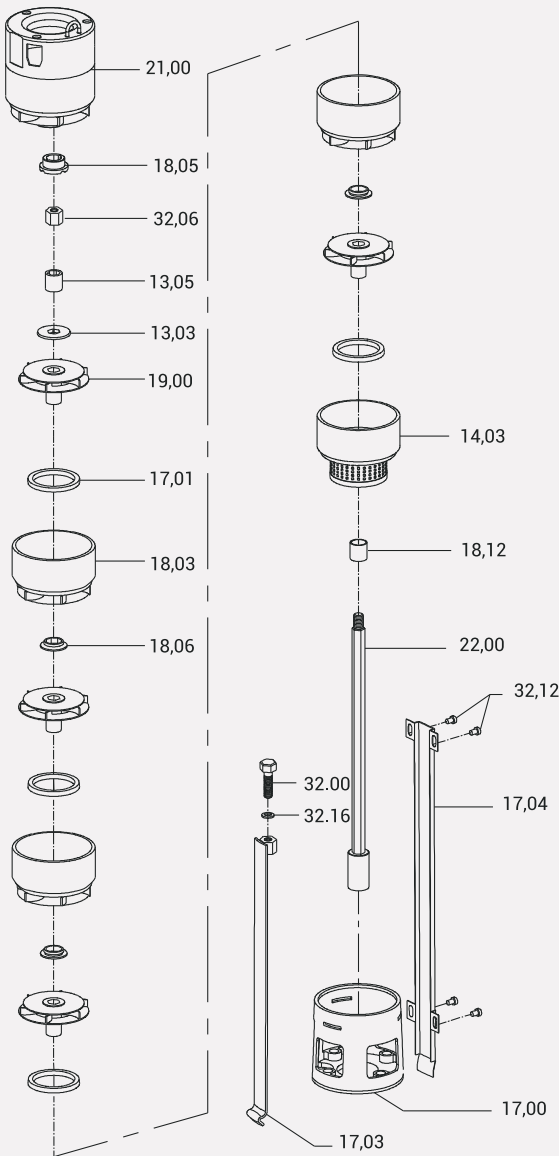
[#] Provided only for 4", 75 gpm

* Applicable for 4", 75 gpm and 6" 85 gpm to A75 gpm pump models.

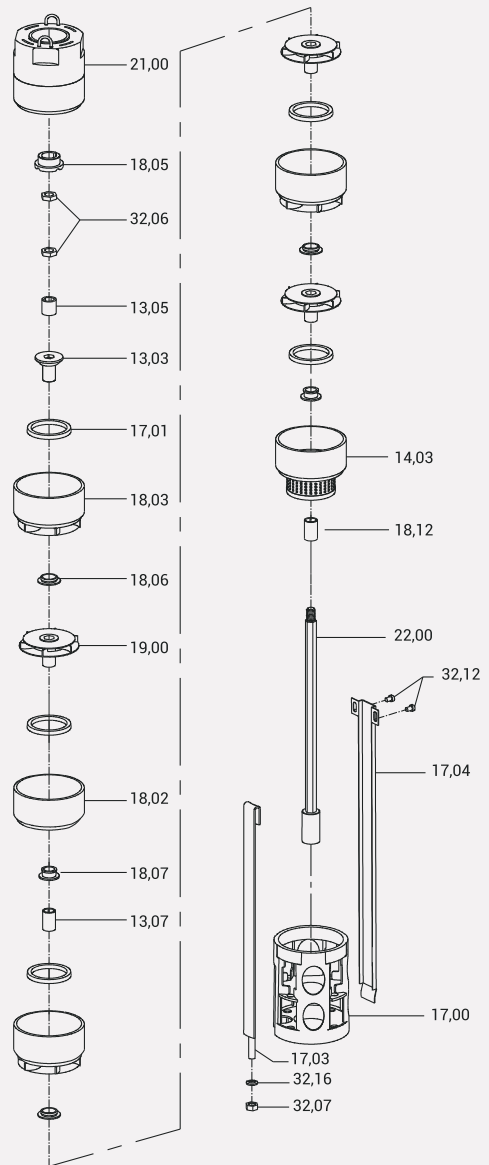
^ 4" 5 gpm to 40 gpm pumps are provided with hexagonal shaft and other 4", 6", 8" & 10" pumps are with round shaft.

EXPLODED VIEW - 4" STAINLESS STEEL SUBMERSIBLE PUMP

F4SS-5 / F4SS-10 / F4SS-16 (Upto 29 Stages)



F4SS-5 / F4SS-10 / F4SS-16 (30 & above Stages)



Part No.	Part Name
13,03	Upthrust Washer
13,05	Sleeve
14,03	Chamber-Inlet Screen
17,00	Suction Inter-connector
17,01	Wearing ring
17,03	Locking Straps
17,04	Cable Guard
18,03	Diffuser Chamber
18,05	Bush - CT Pad

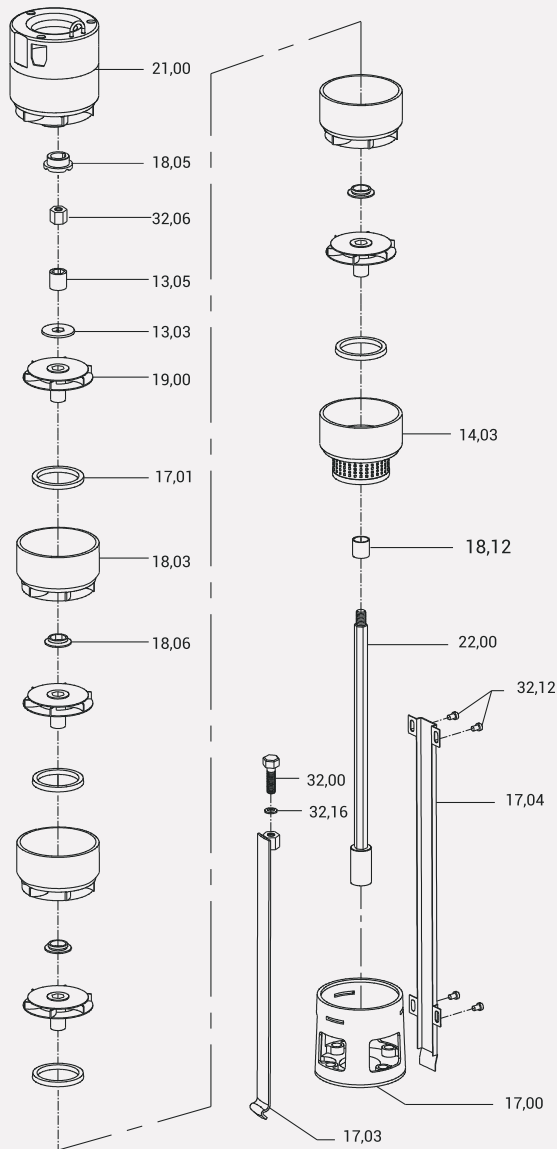
Part No.	Part Name
18,06	Bush - Diffuser Chamber
18,12	Spacer Sleeve
19,00	Impeller
21,00	Check Valve Housing
22,00	Pump Shaft
32,00	Bolt
32,06	Lock Nut
32,12	Screw
32,16	Washer

Part No.	Part Name
13,03	Upthrust Sleeve
13,07	Sleeve - Bracket
13,05	Sleeve
14,03	Chamber-Inlet Screen
17,00	Suction Inter-connector
17,01	Wearing ring
17,03	Locking Straps
17,04	Cable Guard
18,02	Chamber - Bracket
18,03	Diffuser Chamber
18,05	Bush - CT Pad

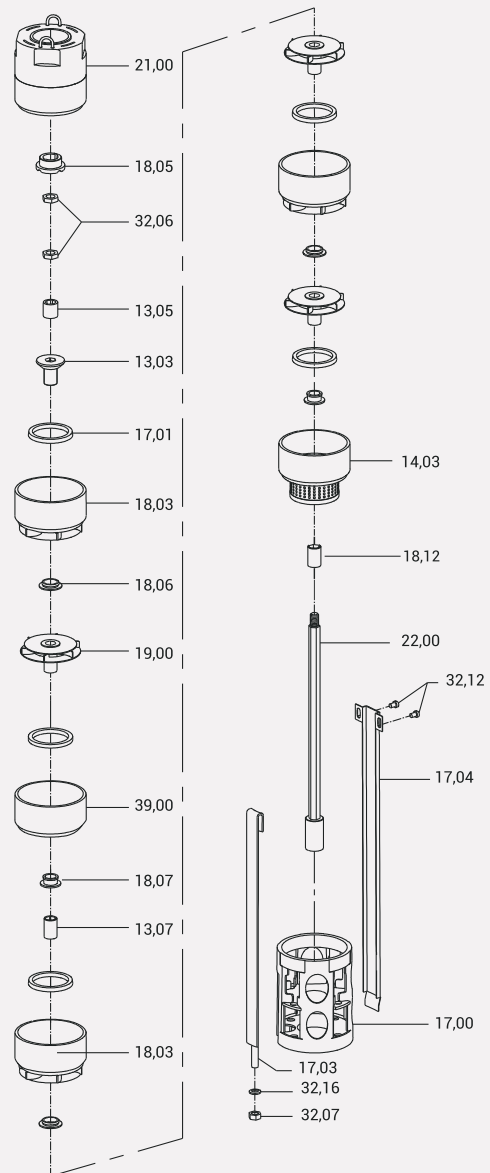
Part No.	Part Name
18,06	Bush - Diffuser Chamber
18,07	Bush - Bracket
18,12	Spacer Sleeve
19,00	Impeller
21,00	Check Valve Housing
22,00	Pump Shaft
32,06	Lock Nut
32,07	Nut
32,12	Screw
32,16	Washer

EXPLODED VIEW- 4" STAINLESS STEEL SUBMERSIBLE PUMP

F4SS-25 (Upto 25 Stages)



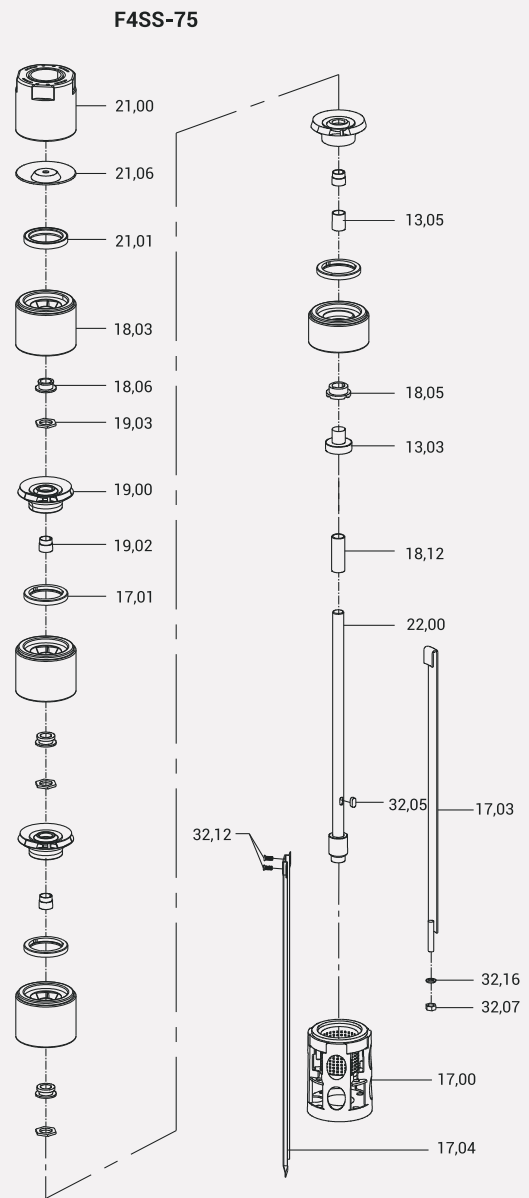
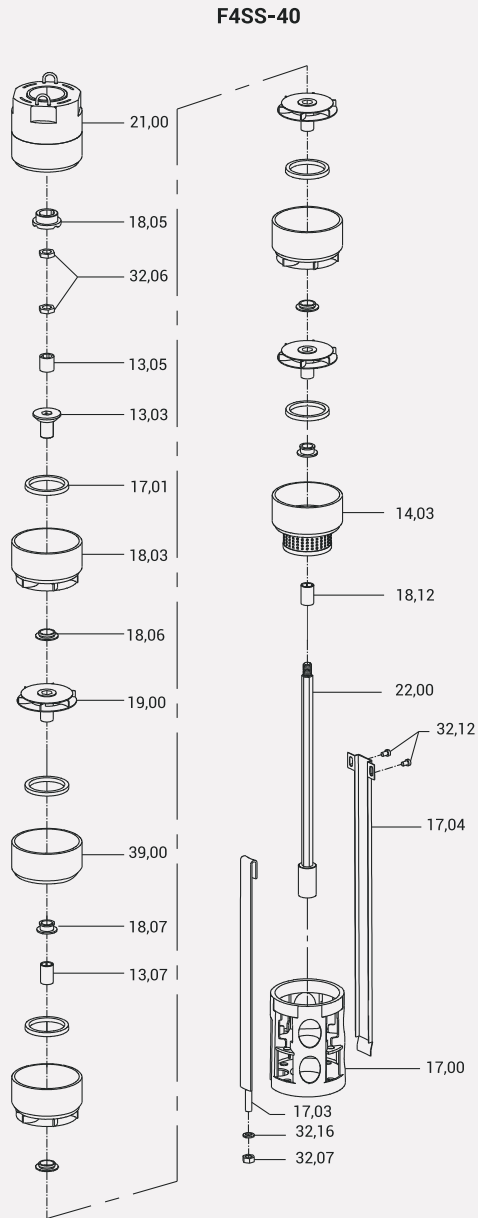
F4SS-25 (26 & Above Stages)



Part No.	Part Name	Part No.	Part Name
13,03	Upthrust Washer	18,06	Bush - Diffuser Chamber
13,05	Sleeve	18,12	Spacer Sleeve
14,03	Chamber-Inlet Screen	19,00	Impeller
17,00	Suction Inter-connector	21,00	Check Valve Housing
17,01	Wearing ring	22,00	Pump Shaft
17,03	Locking Straps	32,00	Bolt
17,04	Cable Guard	32,06	Lock Nut
18,03	Diffuser Chamber	32,12	Screw
18,05	Bush - CT Pad	32,16	Washer

Part No.	Part Name	Part No.	Part Name
13,05	Sleeve	18,07	Bush - Bracket
13,03	Upthrust Sleeve	18,12	Spacer Sleeve
13,07	Sleeve-Bracket	19,00	Impeller
14,03	Chamber-Inlet Screen	21,00	Check Valve Housing
17,00	Suction Inter-connector	22,00	Pump Shaft
17,01	Wear ring	32,06	Lock Nut
17,03	Locking Straps	32,07	Nut
17,04	Cable Guard	32,12	Screw
18,03	Diffuser Chamber	32,16	Washer
18,05	Bush - CT Pad	39,00	Chamber - Bracket
18,06	Bush - Diffuser Chamber		

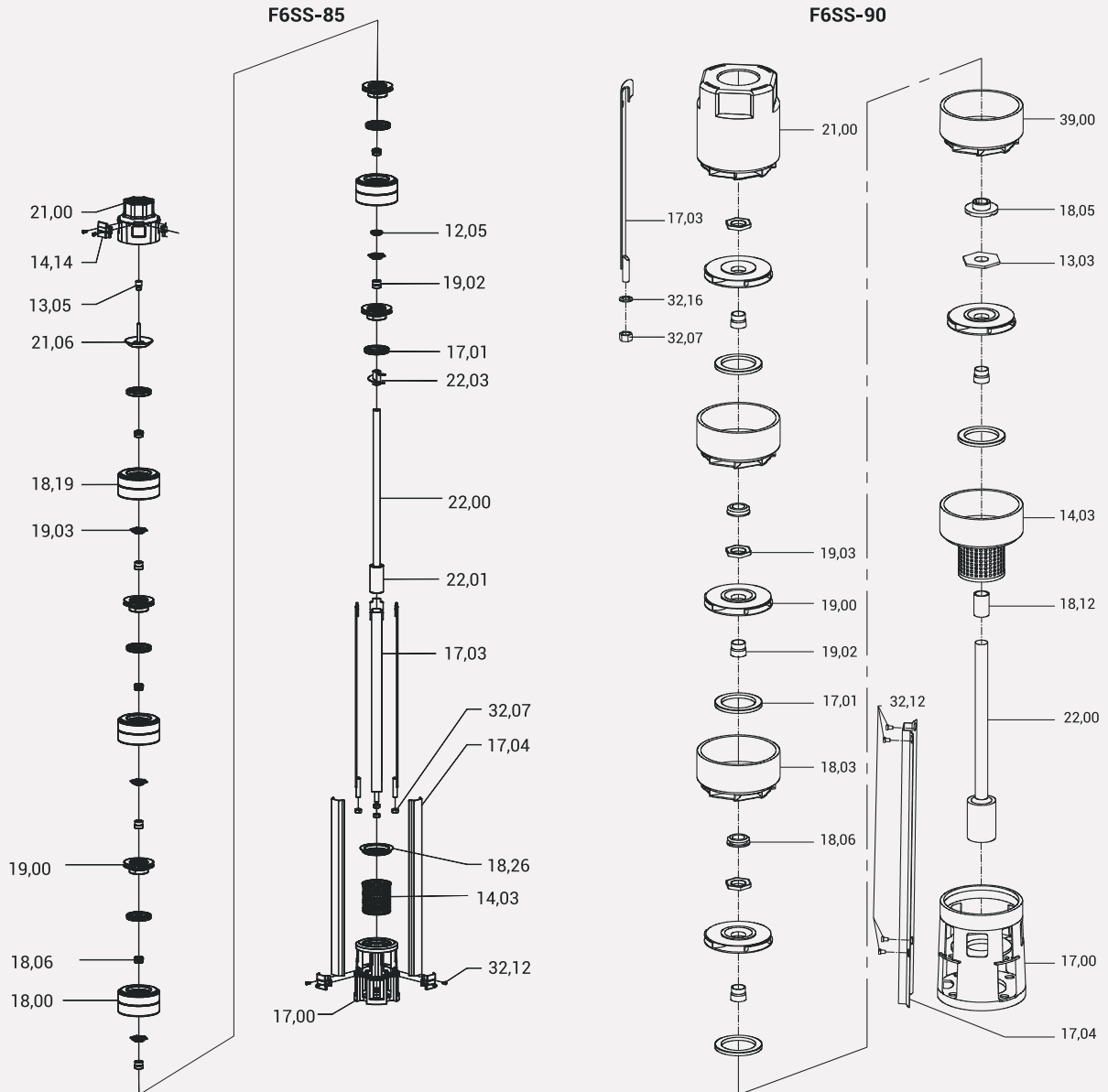
EXPLODED VIEW - 4" STAINLESS STEEL SUBMERSIBLE PUMP



Part No.	Part Name	Part No.	Part Name
13,03	Upthrust Sleeve	18,07	Bush - Bracket
13,05	Sleeve	18,12	Spacer Sleeve
13,07	Sleeve-Bracket	19,00	Impeller
14,03	Chamber-Inlet Screen	21,00	Check Valve Housing
17,00	Suction Inter-connector	22,00	Pump Shaft
17,01	Wear ring	39,00	Chamber - Bracket
17,03	Locking Straps	32,06	Lock Nut
17,04	Cable Guard	32,07	Nut
18,03	Diffuser Chamber	32,12	Screw
18,05	Bush - CT Pad	32,16	Washer
18,06	Bush - Diffuser Chamber		

Part No.	Part Name	Part No.	Part Name
13,03	Upthrust Sleeve	19,02	Split Cone
13,05	Sleeve	19,03	Split Cone Nut
17,00	Suction Inter-connector	21,00	Check Valve Housing
17,01	Wear ring	21,01	Check Valve Seat
17,03	Locking Straps	21,06	Check Valve Disc
17,04	Cable Guard	22,00	Pump Shaft
18,03	Diffuser Chamber	32,05	Key
18,05	Bush - CT Pad	32,07	Nut
18,06	Bush - Diffuser Chamber	32,12	Screw
18,12	Spacer Sleeve	32,16	Washer
19,00	Impeller		

EXPLODED VIEW - 6" STAINLESS STEEL SUBMERSIBLE PUMP

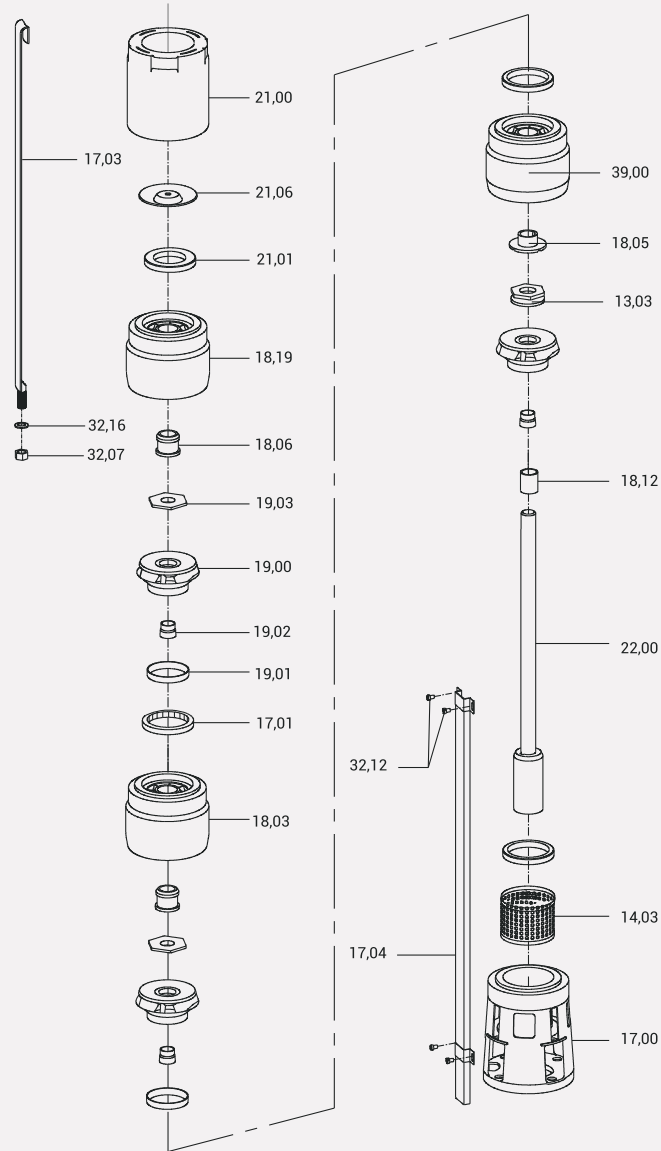


Part No.	Part Name	Part No.	Part Name
12,05	Counter Thrust Ring	18,26	Wearing ring Guide
13,05	Sleeve	19,00	Impeller
14,03	Strainer	19,02	Split Cone
14,14	Cable Clamp	19,03	Split Cone Nut
17,00	Suction Inter Connector	21,00	Valve Housing
17,01	Wearing ring	21,06	Valve Disc
17,03	Locking Strap-Pump	22,00	Pump Shaft
17,04	Cable Guard	22,01	Coupling
18,00	Chamber -Rubber bush	22,03	Priming sleeve
18,06	Bush - Rubber	32,06	Lock Nut
18,19	Chamber - Top	32,07	Nut
		32,12	Screw

Part No.	Part Name	Part No.	Part Name
13,03	Upthrust Washer	19,00	Impeller
14,03	Chamber Inlet Screen	19,02	Split Cone
17,00	Suction Inter-connector	19,03	Split Cone Nut
17,01	Wear ring	21,00	Check Valve Housing
17,03	Locking Straps	22,00	Pump Shaft
17,04	Cable Guard	32,07	Nut
18,03	Diffuser Chamber	32,12	Screw
18,05	Bush - CT Pad	32,16	Washer
18,06	Bush - Diffuser Chamber	39,00	Chamber - Bracket
18,12	Spacer Sleeve		

EXPLODED VIEW - 6" STAINLESS STEEL SUBMERSIBLE PUMP

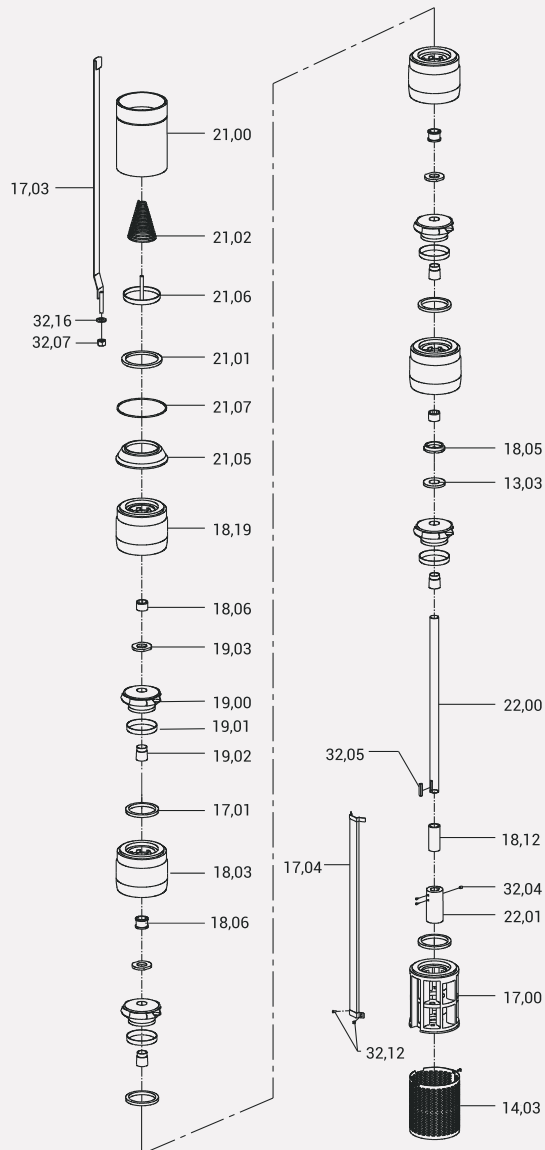
F6SS-150 / F6SS-240 / F6SS-300



Part No.	Part Name	Part No.	Part Name
13,03	Upthrust Washer	19,01	Neck Ring
14,03	Inlet Screen	19,02	Split Cone
17,00	Suction Inter-connector	19,03	Split Cone Nut
17,01	Wear ring	21,00	Check Valve Housing
17,03	Locking Straps	21,01	Check Valve Seat
17,04	Cable Guard	21,06	Check Valve Disc
18,05	Bush - CT Pad	22,00	Pump Shaft
18,06	Bush - Diffuser Chamber	32,07	Nut
18,03	Diffuser Chamber	32,12	Screw
18,12	Spacer Sleeve	32,16	Washer
18,19	Diffuser Chamber Top	39,00	Chamber - Bracket
19,00	Impeller		

EXPLODED VIEW - 6" STAINLESS STEEL SUBMERSIBLE PUMP

F8SS-390 / F8SS-475 / F10SS-625 / F10SS-800 / F10SS-A75



Part No.	Part Name	Part No.	Part Name
13,03	Upthrust Washer	19,03	Split Cone Nut
14,03	Inlet Screen	21,00	Check Valve Housing
17,00	Suction Inter-connector	21,01	Check Valve Seat
17,01	Wear ring	21,02	Check Valve Spring
17,03	Locking Straps	21,05	Check Valve bracket
17,04	Cable Guard	21,06	Check valve Disc
18,03	Diffuser Chamber	21,07	O-Ring
18,05	Bush - CT Pad	22,00	Pump Shaft
18,06	Bush - Diffuser Chamber	22,01	* Coupling
18,12	Spacer Sleeve	32,04	Crub Screw
18,19	Diffuser Chamber Top	32,05	Key
19,01	Neck Ring	32,07	Nut
19,02	Split Cone	32,12	Screw
19,00	Impeller	32,16	Washer

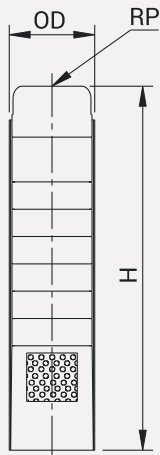
* Upto 125HP - Splines coupling
 150HP & Above - Keyway coupling (standard)
 Splines coupling (optional)

DIMENSIONS & WEIGHT - 4" STAINLESS STEEL SUBMERSIBLE PUMP

Nominal Diameter : 4"

Nominal Flow : 5 gpm

Outlet Size : 1" NPT



PUMP MODEL	REQUIRED MOTOR POWER		DIMENSIONS (Inches)			APPROX NETT. WEIGHT (lbs)
	kW	HP	OD	RP	H	
F4SS-5-09	0,37	0,5	3,82	1	14,06	8,27
F4SS-5-13	0,37	0,5	3,82	1	17,52	9,68
F4SS-5-18	0,55	0,75	3,82	1	21,85	13,56
F4SS-5-22	0,75	1	3,82	1	25,31	16,54
F4SS-5-26	1,1	1,5	3,82	1	28,78	19,62
F4SS-5-31	1,1	1,5	3,82	1	38,35	22,93
F4SS-5-39	1,5	2	3,82	1	45,91	32,90
F4SS-5-48	2,2	3	3,82	1	55,35	40,35
F4SS-5-75	3,7	5	3,82	1	87,90	71,00

PERFORMANCE TABLE

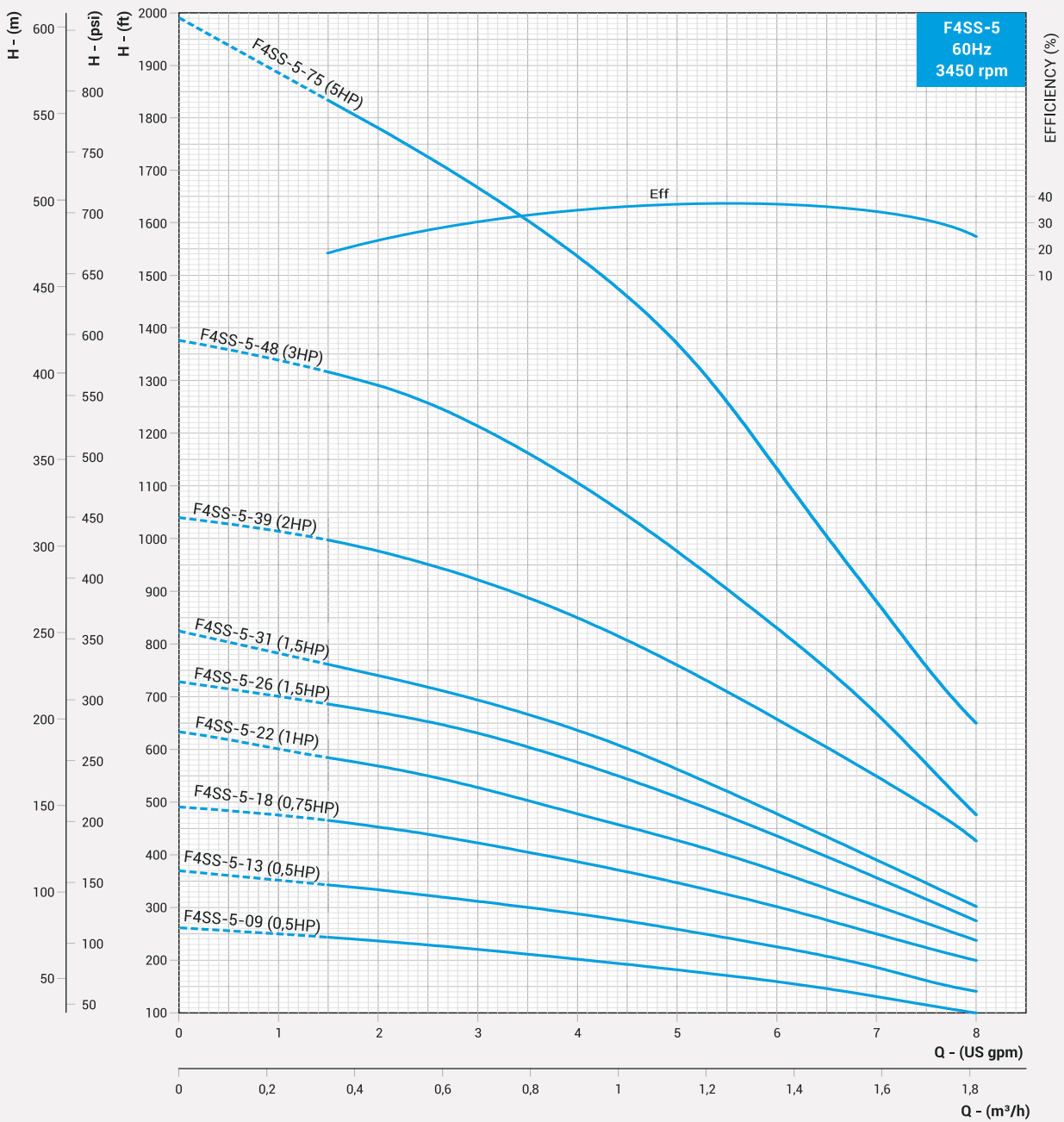
PUMP MODEL	HP	gpm	0	1,5	3	4	5	6	7	8
		m ³ /h	0	0,3	0,7	0,9	1,1	1,4	1,6	1,8
F4SS-5-09	0,5	HEAD IN FEET	260	241	223	201	180	160	130	100
F4SS-5-13	0,5		370	340	318	288	258	225	188	146
F4SS-5-18	0,75		496	468	423	381	359	300	250	200
F4SS-5-22	1		632	582	536	479	433	370	300	238
F4SS-5-26	1,5		729	682	636	575	510	440	358	275
F4SS-5-31	1,5		823	762	691	638	562	475	388	300
F4SS-5-39	2		1040	999	923	850	761	654	550	428
F4SS-5-48	3		1375	1321	1219	1107	977	838	670	477
F4SS-5-75	5		1990	1845	1664	1536	1370	1120	884	653

PERFORMANCE CURVES - 4" STAINLESS STEEL SUBMERSIBLE PUMP

Nominal Diameter : 4"

Nominal Flow : 5 gpm

Outlet Size : 1" NPT

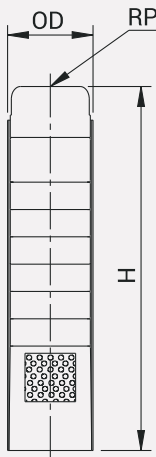


DIMENSIONS & WEIGHT - 4" STAINLESS STEEL SUBMERSIBLE PUMP

Nominal Diameter : 4"

Nominal Flow : 7 gpm

Outlet Size : 1" NPT



PUMP MODEL	REQUIRED MOTOR POWER		DIMENSIONS (Inches)			APPROX NETT. WEIGHT (lbs)
	kW	HP	OD	RP	H	
F4SS-7-08	0,37	0,5	3,82	1	13,19	7,61
F4SS-7-11	0,37	0,5	3,82	1	15,79	8,71
F4SS-7-15	0,55	0,75	3,82	1	19,25	11,58
F4SS-7-19	0,75	1	3,82	1	22,72	14,22
F4SS-7-26	1,1	1,5	3,82	1	28,78	19,62
F4SS-7-32	1,5	2	3,82	1	39,29	23,70

PERFORMANCE TABLE

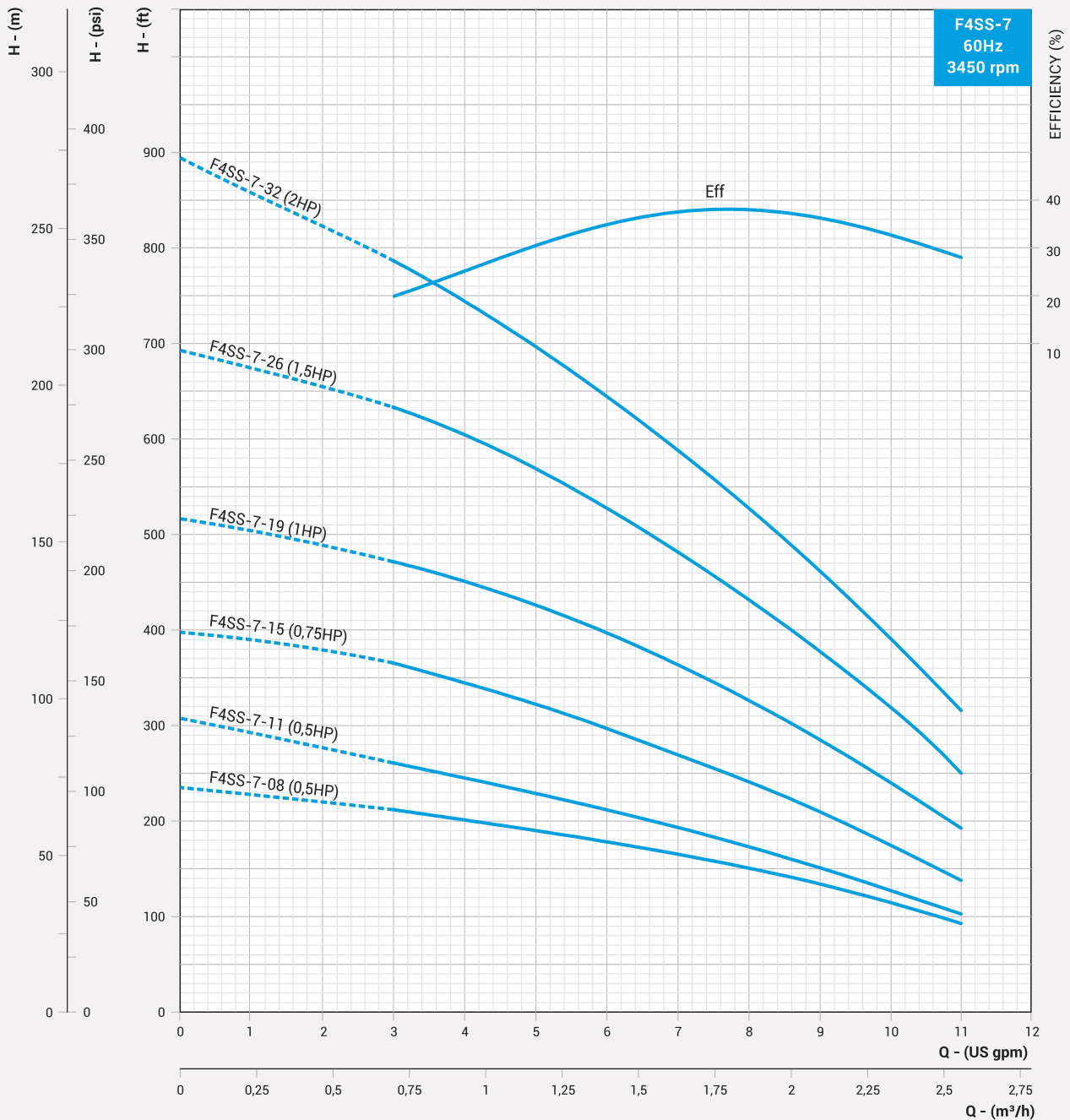
PUMP MODEL	HP	gpm	0	3	5	6	7	8	9	11
		m ³ /h	0	0,7	1,1	1,4	1,6	1,8	2	2,5
F4SS-7-08	0,5	HEAD IN FEET	235	212	190	180	165	150	135	92
F4SS-7-11	0,5		309	262	228	212	192	172	150	104
F4SS-7-15	0,75		398	367	320	298	270	240	210	138
F4SS-7-19	1		520	473	425	397	364	325	285	192
F4SS-7-26	1,5		690	629	567	515	482	430	379	250
F4SS-7-32	2		890	789	697	645	590	529	464	318

PERFORMANCE CURVES - 4" STAINLESS STEEL SUBMERSIBLE PUMP

Nominal Diameter : 4"

Nominal Flow : 7 gpm

Outlet Size : 1" NPT

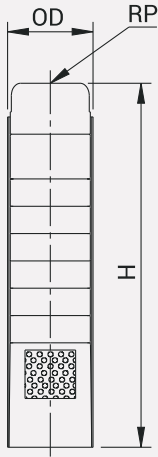


DIMENSIONS & WEIGHT - 4" STAINLESS STEEL SUBMERSIBLE PUMP

Nominal Diameter : 4"

Nominal Flow : 10 gpm

Outlet Size : 1 ¼" NPT



PUMP MODEL	REQUIRED MOTOR POWER		DIMENSIONS (Inches)			APPROX NETT. WEIGHT (lbs)
	kW	HP	OD	RP	H	
F4SS-10-06	0,37	0,5	3,82	1,25	11,46	6,06
F4SS-10-09	0,37	0,5	3,82	1,25	14,06	7,17
F4SS-10-12	0,55	0,75	3,82	1,25	16,65	9,15
F4SS-10-15	0,75	1	3,82	1,25	19,25	11,14
F4SS-10-21	1,1	1,5	3,82	1,25	24,41	14,66
F4SS-10-27	1,5	2	3,82	1,25	29,65	17,09
F4SS-10-34	2,2	3	3,82	1,25	41,18	27,34
F4SS-10-48	3,7	5	3,82	1,25	54,41	37,15
F4SS-10-58	3,7	5	3,82	1,25	63,86	45,64
F4SS-10-75	5,5	7½	3,82	1,25	85,00	53,60

PERFORMANCE TABLE

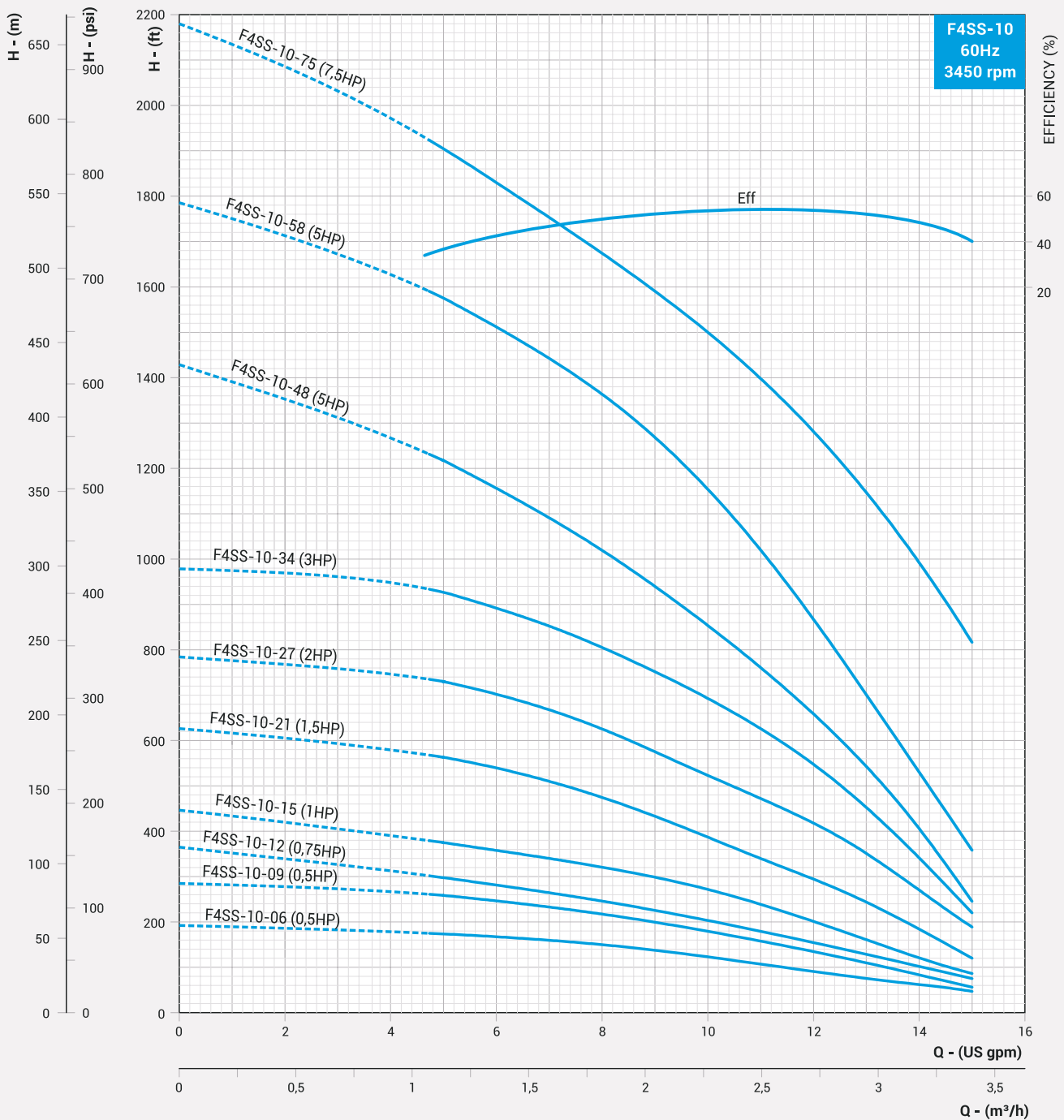
PUMP MODEL	HP	gpm	0	4,75	6	8	9	10	12	15
		m³/h	0	1,1	1,4	1,8	2	2,3	2,7	3,4
F4SS-10-06	0,5	HEAD IN FEET	191	178	169	150	143	120	90	40
F4SS-10-09	0,5		280	260	250	221	200	185	130	55
F4SS-10-12	0,75		375	300	280	247	219	200	170	70
F4SS-10-15	1		445	380	371	322	300	277	200	87
F4SS-10-21	1,5		628	564	542	478	432	386	297	125
F4SS-10-27	2		786	725	700	635	585	535	428	188
F4SS-10-34	3		975	925	895	805	750	700	550	237
F4SS-10-48	5		1435	1220	1160	1025	941	850	660	265
F4SS-10-58	5		1785	1596	1515	1375	1278	1150	865	375
F4SS-10-75	7,5		2180	1924	1829	1684	1591	1500	1280	820

PERFORMANCE CURVES - 4" STAINLESS STEEL SUBMERSIBLE PUMP

Nominal Diameter : 4"

Nominal Flow : 10 gpm

Outlet Size : 1,25" NPT

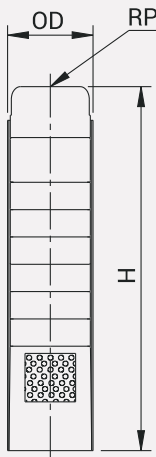


DIMENSIONS & WEIGHT - 4" STAINLESS STEEL SUBMERSIBLE PUMP

Nominal Diameter : 4"

Nominal Flow : 16 gpm

Outlet Size : 1,25" NPT



PUMP MODEL	REQUIRED MOTOR POWER		DIMENSIONS (Inches)			APPROX NETT. WEIGHT (lbs)
	kW	HP	OD	RP	H	
F4SS-16-05	0,37	0,5	3,82	1,25	10,59	5,73
F4SS-16-08	0,55	0,75	3,82	1,25	13,19	6,84
F4SS-16-10	0,75	1	3,82	1,25	14,92	8,16
F4SS-16-14	1,1	1,5	3,82	1,25	18,39	11,03
F4SS-16-18	1,5	2	3,82	1,25	21,85	13,34
F4SS-16-21	2,2	3	3,82	1,25	24,45	14,66
F4SS-16-24	2,2	3	3,82	1,25	27,05	16,54
F4SS-16-29	3,7	5	3,82	1,25	31,38	18,52
F4SS-16-33	3,7	5	3,82	1,25	40,24	26,68

PERFORMANCE TABLE

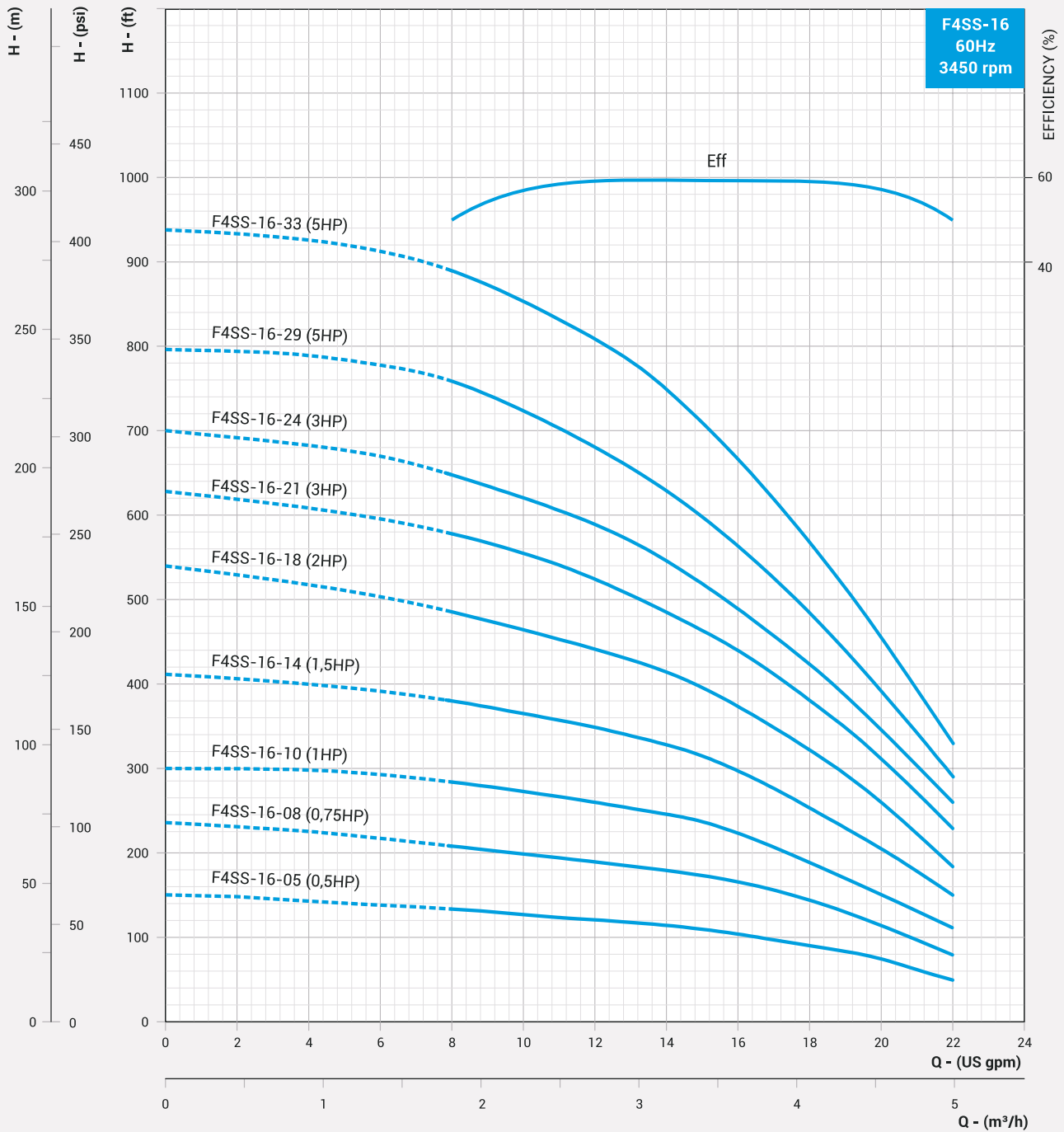
PUMP MODEL	HP	gpm	0	8	12	14	16	18	20	22
		m³/h	0	1,8	2,7	3,2	3,6	4,1	4,5	5
F4SS-16-05	0,5	HEAD IN FEET	150	137	122	115	102	90	76	50
F4SS-16-08	0,75		230	208	190	180	170	140	116	80
F4SS-16-10	1		300	280	257	242	230	190	150	110
F4SS-16-14	1,5		415	380	350	325	299	250	201	150
F4SS-16-18	2		540	483	440	418	380	320	250	180
F4SS-16-21	3		618	579	522	480	440	380	310	220
F4SS-16-24	3		700	647	590	550	490	420	340	260
F4SS-16-29	5		798	760	680	630	560	480	396	290
F4SS-16-33	5		940	890	810	750	670	570	457	340

PERFORMANCE CURVES - 4" STAINLESS STEEL SUBMERSIBLE PUMP

Nominal Diameter : 4"

Nominal Flow : 16 gpm

Outlet Size : 1.25" NPT

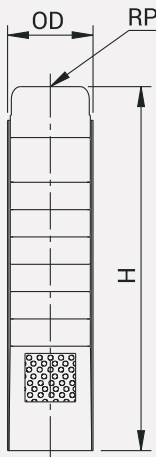


DIMENSIONS & WEIGHT - 4" STAINLESS STEEL SUBMERSIBLE PUMP

Nominal Diameter : 4"

Nominal Flow : 16 gpm

Outlet Size : 1,25" NPT



PUMP MODEL	REQUIRED MOTOR POWER		DIMENSIONS (Inches)			APPROX NETT. WEIGHT (lbs)
	kW	HP	OD	RP	H	
F4SS-16-38	3,7	5	3,82	1,25	44,96	30,43
F4SS-16-42	5,5	7,5	3,82	1,25	49,69	33,74
F4SS-16-46	5,5	7,5	3,82	1,25	53,46	36,38
F4SS-16-51	5,5	7,5	3,82	1,25	58,19	39,25
F4SS-16-56	5,5	7,5	3,82	1,25	61,97	42,56
F4SS-16-60	5,5	7,5	3,82	1,25	67,64	46,08
F4SS-16-65	7,5	10	3,82	1,25	72,36	51,82
F4SS-16-70	7,5	10	3,82	1,25	77,09	55,13
F4SS-16-75	7,5	10	3,82	1,25	81,81	58,87
F4SS-16-110	11	15	3,82	1,25	120,00	86,34

PERFORMANCE TABLE

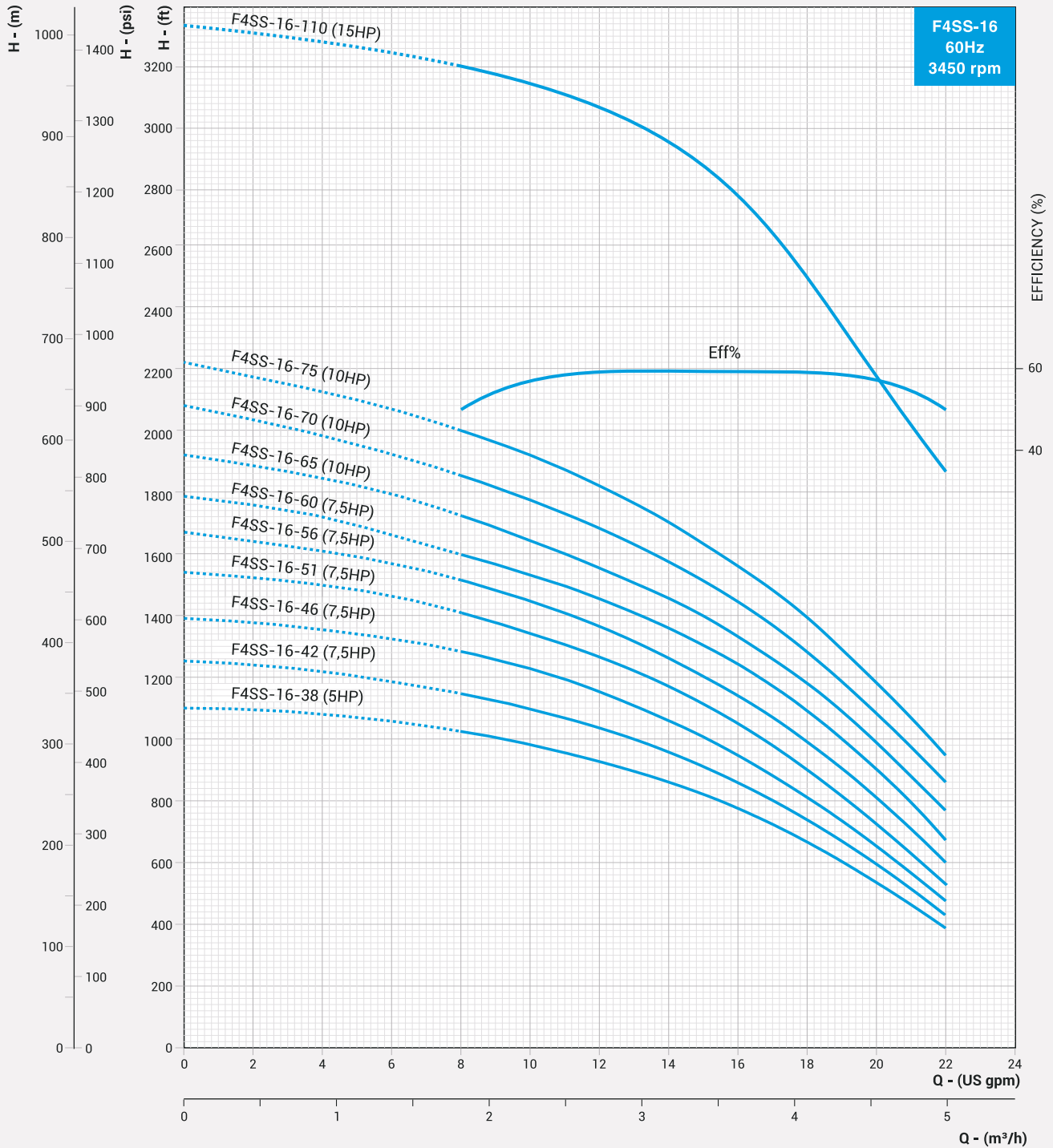
PUMP MODEL	HP	gpm	0	8	12	14	16	18	20	22
		m ³ /h	0	1,8	2,7	3,2	3,6	4,1	4,5	5
F4SS-16-38	5	HEAD IN FEET	1100	1023	929	860	780	668	537	389
F4SS-16-42	7,5		1254	1147	1040	950	850	740	600	436
F4SS-16-46	7,5		1392	1286	1151	1060	945	810	651	480
F4SS-16-51	7,5		1543	1400	1269	1170	1050	900	724	550
F4SS-16-56	7,5		1672	1517	1369	1260	1140	990	848	600
F4SS-16-60	7,5		1780	1600	1461	1360	1244	1095	900	680
F4SS-16-65	10		1923	1720	1544	1455	1332	1180	992	771
F4SS-16-70	10		2083	1857	1684	1574	1448	1280	1089	860
F4SS-16-75	10		2220	2000	1824	1700	1560	1400	1180	952
F4SS-16-110	15		3366	3200	3015	2957	2790	2490	2178	1864

PERFORMANCE CURVES - 4" STAINLESS STEEL SUBMERSIBLE PUMP

Nominal Diameter : 4"

Nominal Flow : 16 gpm

Outlet Size : 1,25" NPT

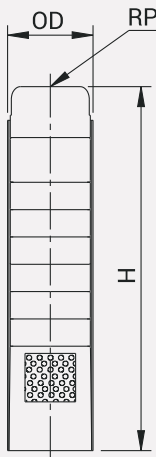


DIMENSIONS & WEIGHT - 4" STAINLESS STEEL SUBMERSIBLE PUMP

Nominal Diameter : 4"

Nominal Flow : 25 gpm

Outlet Size : 1,5" NPT



PUMP MODEL	REQUIRED MOTOR POWER		DIMENSIONS (Inches)			APPROX NETT. WEIGHT (lbs)
	kW	HP	OD	RP	H	
F4SS-25-03	0,37	0,5	3,82	1,5	9,09	4,81
F4SS-25-05	0,55	0,75	3,82	1,5	10,91	6,09
F4SS-25-07	0,75	1	3,82	1,5	12,87	7,25
F4SS-25-09	1,1	1,5	3,82	1,5	14,69	8,60
F4SS-25-11	1,5	2	3,82	1,5	16,42	9,37
F4SS-25-15	2,2	3	3,82	1,5	20,20	11,58
F4SS-25-21	3,7	5	3,82	1,5	26,10	14,88
F4SS-25-26	3,7	5	3,82	1,5	33,62	21,17
F4SS-25-39	5,5	7,5	3,82	1,5	45,91	31,31
F4SS-25-52	7,5	10	3,82	1,5	59,13	40,46

PERFORMANCE TABLE

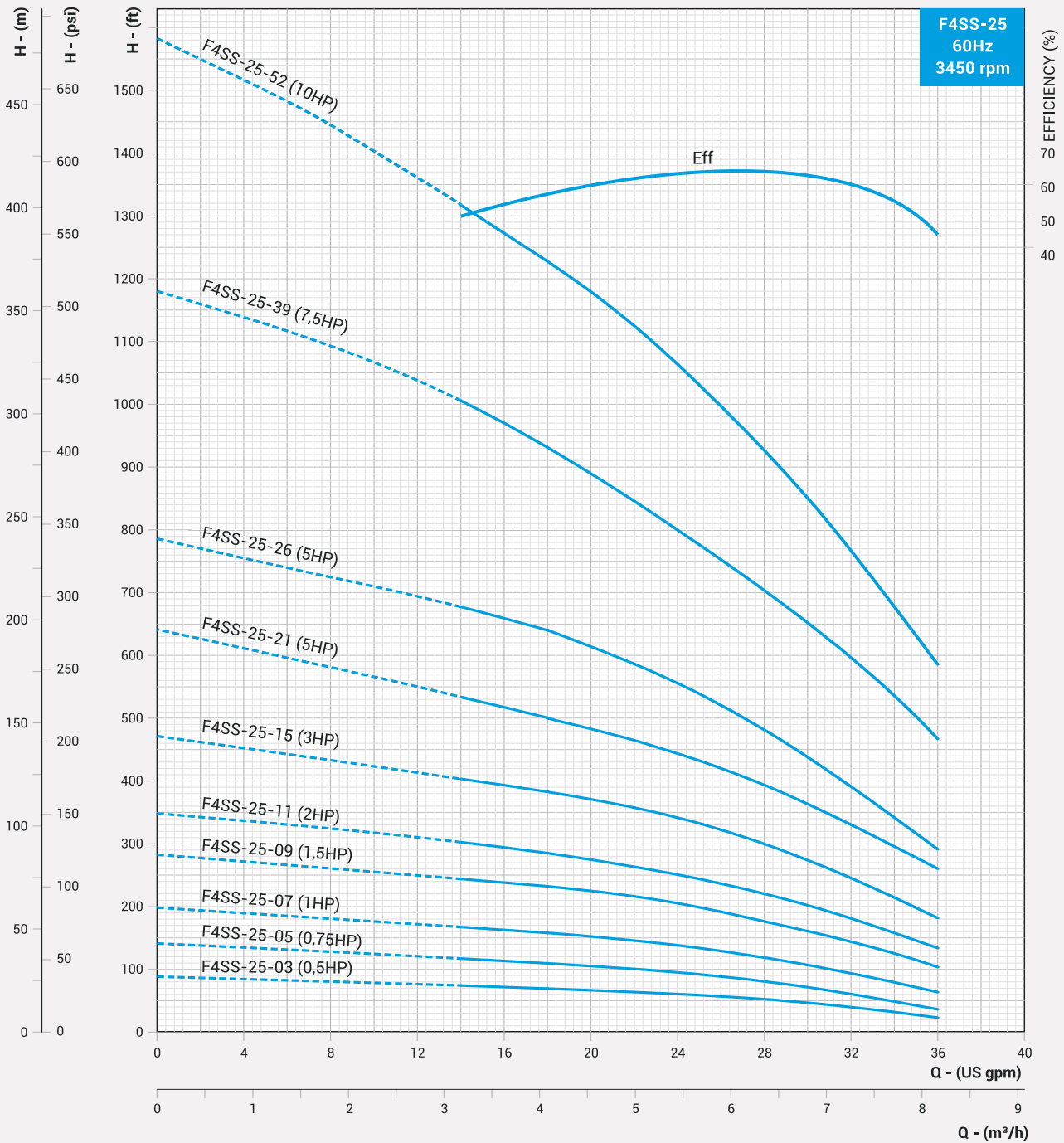
PUMP MODEL	HP	gpm	0	14	18	22	25	28	32	36
		m³/h	0	3,2	4,1	5	5,7	6,4	7,3	8,2
F4SS-25-03	0,5	HEAD IN FEET	90	75	68	64	60	50	40	25
F4SS-25-05	0,75		140	116	115	100	96	80	75	36
F4SS-25-07	1		200	172	160	148	138	122	97	65
F4SS-25-09	1,5		278	249	235	220	200	175	147	105
F4SS-25-11	2		350	300	288	270	247	223	177	136
F4SS-25-15	3		472	401	379	357	335	300	247	180
F4SS-25-21	5		640	533	500	469	434	391	336	260
F4SS-25-26	5		786	675	640	587	542	477	392	298
F4SS-25-39	7,5		1180	1006	937	847	780	704	597	469
F4SS-25-52	10		1586	1302	1230	1125	1038	930	766	585

PERFORMANCE CURVES - 4" STAINLESS STEEL SUBMERSIBLE PUMP

Nominal Diameter : 4"

Nominal Flow : 25 gpm

Outlet Size : 1,5" NPT

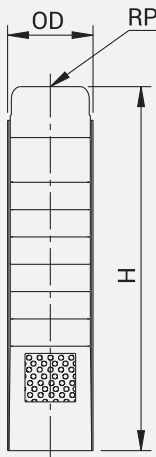


DIMENSIONS & WEIGHT - 4" STAINLESS STEEL SUBMERSIBLE PUMP

Nominal Diameter : 4"

Nominal Flow : 40 gpm

Outlet Size : 2" NPT



PUMP MODEL	REQUIRED MOTOR POWER		DIMENSIONS (Inches)			APPROX NETT. WEIGHT (lbs)
	kW	HP	OD	RP	H	
F4SS-40-03	0,75	1	3,82	2	13,31	8,82
F4SS-40-05	1,1	1,5	3,82	2	16,14	9,92
F4SS-40-07	1,5	2	3,82	2	18,98	11,47
F4SS-40-09	2,2	3	3,82	2	21,81	13,01
F4SS-40-12	3,7	5	3,82	2	26,06	16,10
F4SS-40-15	3,7	5	3,82	2	30,31	18,74
F4SS-40-18	5,5	7,5	3,82	2	34,57	21,72
F4SS-40-21	5,5	7,5	3,82	2	38,74	24,92
F4SS-40-25	5,5	7,5	3,82	2	45,35	28,55
F4SS-40-30	7,5	10	3,82	2	52,44	32,85
F4SS-40-37	9,3	15	3,82	2	62,36	39,91
F4SS-40-44	11	15	3,82	2	73,23	48,95
F4SS-40-50	13	20	3,82	2	81,73	55,57
F4SS-40-58	15	20	3,82	2	93,07	60,86
F4SS-40-66	15	20	3,82	2	104,41	66,59
F4SS-40-73		25	3,82	2	115,48	73,65

PERFORMANCE TABLE

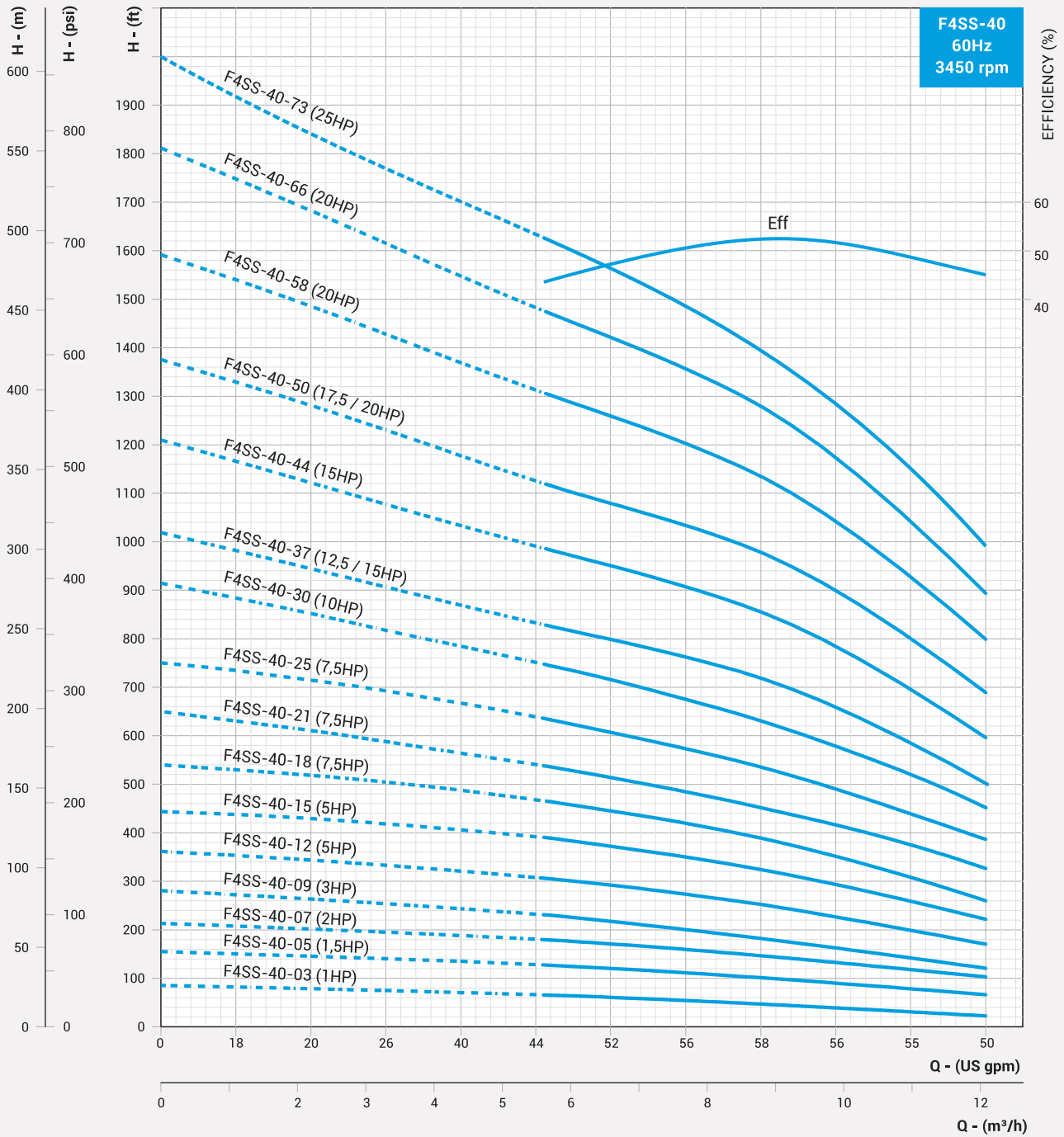
PUMP MODEL	HP	gpm	0	26	30	35	40	45	50	55
			m³/h	0	5,9	6,8	7,9	9,1	10,2	11,4
F4SS-40-03	1	HEAD IN FEET	88	70	62	58	48	40	30	20
F4SS-40-05	1,5		158	122	120	110	100	90	80	60
F4SS-40-07	2		212	184	170	160	150	135	115	100
F4SS-40-09	3		280	222	220	200	180	160	148	126
F4SS-40-12	5		370	302	296	270	260	226	200	178
F4SS-40-15	5		440	398	375	360	325	296	267	223
F4SS-40-18	7,5		540	468	448	420	390	358	310	260
F4SS-40-21	7,5		650	540	513	490	458	420	386	325
F4SS-40-25	7,5		750	640	606	577	540	496	440	390
F4SS-40-30	10		910	750	715	678	625	585	522	460
F4SS-40-37	15		1015	825	800	770	720	660	589	500
F4SS-40-44	15		1210	995	950	906	859	785	699	599
F4SS-40-50	20		1377	1121	1183	1030	977	900	800	696
F4SS-40-58	20		1590	1307	1270	1205	1130	1040	930	800
F4SS-40-66	20		1810	1515	1420	1375	1280	1179	1037	899
F4SS-40-73	25		2000	1622	1563	1494	1400	1280	1140	998

PERFORMANCE CURVES - 4" STAINLESS STEEL SUBMERSIBLE PUMP

Nominal Diameter : 4"

Nominal Flow : 40 gpm

Outlet Size : 2" NPT

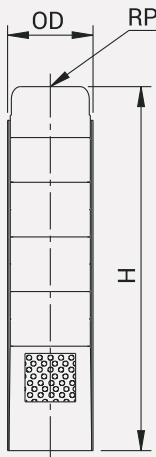


DIMENSIONS & WEIGHT - 4" STAINLESS STEEL SUBMERSIBLE PUMP

Nominal Diameter : 4"

Nominal Flow : 75 gpm

Outlet Size : 2" NPT



PUMP MODEL	REQUIRED MOTOR POWER		DIMENSIONS (Inches)			APPROX NETT. WEIGHT (lbs)
	kW	HP	OD	RP	H	
F4SS-75-03	1,5	2	3,82	2	17,44	10,54
F4SS-75-05	2,2	3	3,82	2	22,56	13,67
F4SS-75-07	3,7	5	3,82	2	27,68	16,80
F4SS-75-08	3,7	5	3,82	2	30,24	18,37
F4SS-75-10	5,5	7,5	3,82	2	35,35	21,50
F4SS-75-12	5,5	7,5	3,82	2	40,47	24,74
F4SS-75-14	7,5	10	3,82	2	45,59	27,83
F4SS-75-16	7,5	10	3,82	2	50,71	30,91

PERFORMANCE TABLE

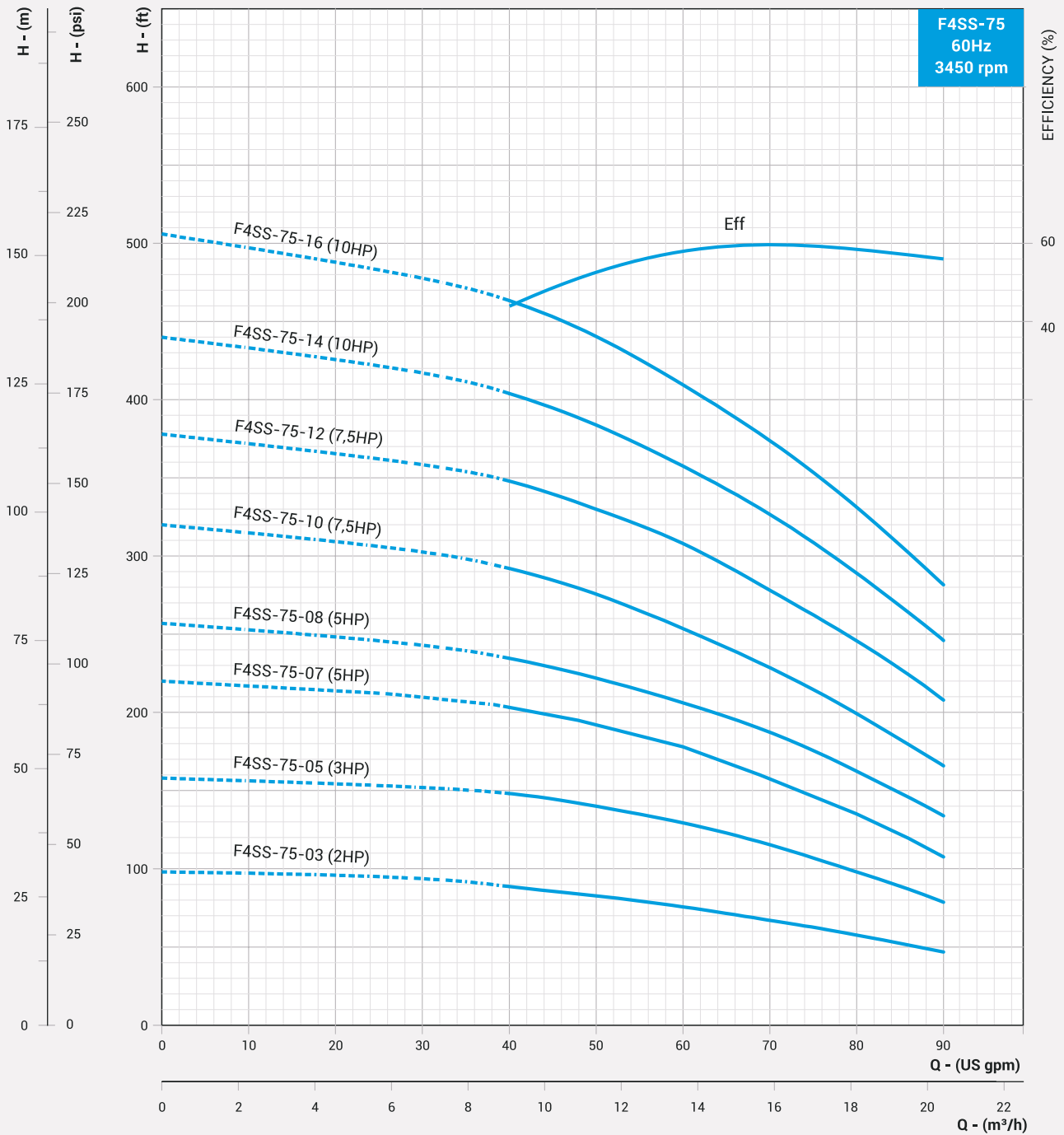
PUMP MODEL	HP	gpm	0	40	50	60	70	75	80	90
		m ³ /h	0	9,1	11,4	13,6	15,9	17	18,2	20,4
F4SS-75-03	2	HEAD IN FEET	99	87	82	77	68	62	57	47
F4SS-75-05	3		158	149	140	130	115	107	98	80
F4SS-75-07	5		220	202	192	173	158	149	130	108
F4SS-75-08	5		258	235	222	208	188	178	162	135
F4SS-75-10	7,5		320	292	276	254	229	216	200	167
F4SS-75-12	7,5		379	349	330	308	278	264	247	210
F4SS-75-14	10		440	404	383	357	327	310	288	248
F4SS-75-16	10		507	463	440	410	373	355	332	281

PERFORMANCE CURVES - 4" STAINLESS STEEL SUBMERSIBLE PUMP

Nominal Diameter : 4"

Nominal Flow : 75 gpm

Outlet Size : 2" NPT

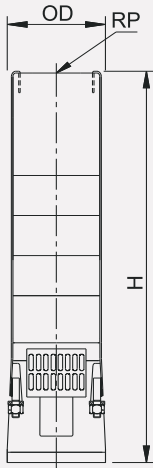


DIMENSIONS & WEIGHT - 6" STAINLESS STEEL SUBMERSIBLE PUMP

Nominal Diameter : 6"

Nominal Flow : 85 gpm

Outlet Size : 2,5",3" NPT



PUMP MODEL	REQUIRED MOTOR POWER		No OF CABLE GUARD	DIMENSIONS (Inches)			APPROX NETT. WEIGHT (lbs)
	kW	HP		OD	RP	H	
F6SS-85-01	1,1	1,5	1	5,7	2,5	13	27
F6SS-85-02	2,2	3	1	5,7	2,5	15	35
F6SS-85-03	3,7	5	1	5,7	2,5	17	34
F6SS-85-04	3,7	5	1	5,7	2,5	20	44
F6SS-85-05	5,5	7,5	1 / 2	5,7	2,5	22	48
F6SS-85-06	5,5	7,5	1 / 2	5,7	2,5	24	53
F6SS-85-07	7,5	10	1 / 2	5,7	2,5	27	63
F6SS-85-08	7,5	10	1 / 2	5,7	2,5	30	68
F6SS-85-09	7,5	10	1 / 2	5,7	2,5	32	77
F6SS-85-10	11	15	1 / 2	5,7	2,5	34	82
F6SS-85-11	11	15	1 / 2	5,7	2,5	37	92
F6SS-85-12	11	15	1 / 2	5,7	2,5	39	97
F6SS-85-13	11	15	1 / 2	5,7	2,5	41	106
F6SS-85-14	15	20	1 / 2	5,7	2,5	44	114
F6SS-85-15	15	20	1 / 2	5,7	2,5	46	119
F6SS-85-16	15	20	1 / 2	5,7	2,5	48	123

PERFORMANCE TABLE

PUMP MODEL	HP	gpm	0	30	50	60	70	80	90	110
		m³/h	0	7	11	14	16	18	20	25
F6SS-85-01	1,5	HEAD IN FEET	56	54	49	46	39	38	35	20
F6SS-85-02	3		106	103	97	94	86	78	74	50
F6SS-85-03	5		156	152	146	136	128	118	108	75
F6SS-85-04	5		210	208	194	186	175	159	126	107
F6SS-85-05	7,5		261	257	245	233	221	204	186	137
F6SS-85-06	7,5		310	308	291	277	262	241	220	161
F6SS-85-07	10		364	358	334	329	308	284	271	190
F6SS-85-08	10		412	407	388	371	349	326	293	210
F6SS-85-09	10		461	454	431	410	388	363	328	255
F6SS-85-10	15		518	509	485	466	456	407	369	274
F6SS-85-11	15		566	560	532	507	477	425	404	298
F6SS-85-12	15		620	612	582	559	526	487	444	320
F6SS-85-13	15		668	660	629	601	566	524	475	355
F6SS-85-14	20		722	717	681	654	619	572	502	380
F6SS-85-15	20		774	762	721	698	659	609	553	414
F6SS-85-16	20		822	817	783	751	707	658	600	447
F6SS-85-17	20		876	868	829	793	749	696	632	471
F6SS-85-18	20		926	915	873	836	789	734	662	494

* 1 denote Single Cable Guard (D.O.L - 3wire) and 2 denotes Double Cable Guard (S.D - 6 wire). Please specify preference, while placing order.

** Optional Outlet size

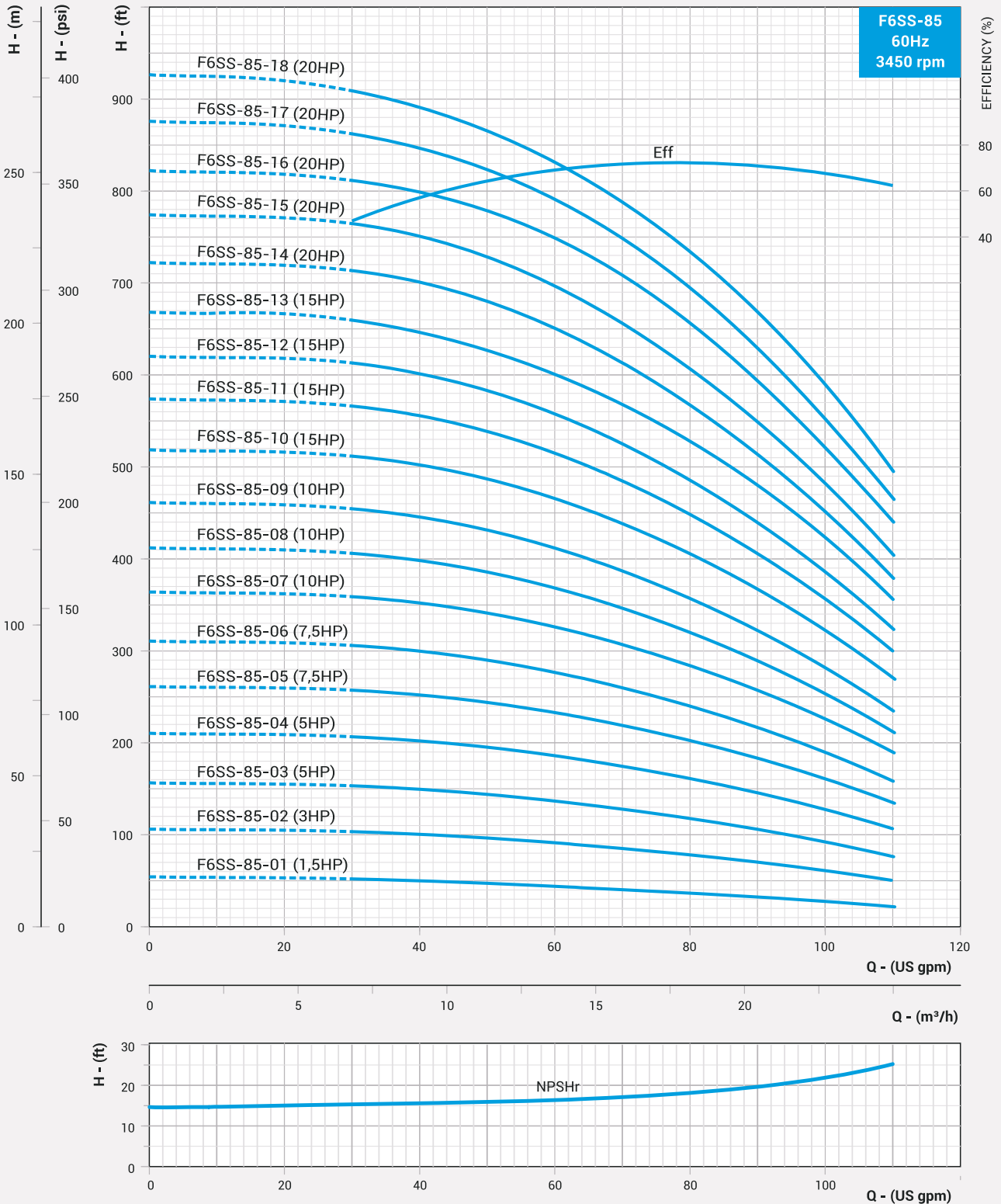
OD for 4/6 combination - 5.3 inches

PERFORMANCE CURVES - 6" STAINLESS STEEL SUBMERSIBLE PUMP

Nominal Diameter : 6"

Nominal Flow : 85 gpm

Outlet Size : 2,5",3" NPT

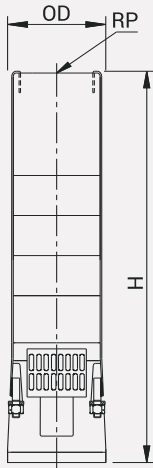


DIMENSIONS & WEIGHT - 6" STAINLESS STEEL SUBMERSIBLE PUMP

Nominal Diameter : 6"

Nominal Flow : 85 gpm

Outlet Size : 2,5",3" NPT



PUMP MODEL	REQUIRED MOTOR POWER		No OF CABLE GUARD	DIMENSIONS (Inches)			APPROX NETT. WEIGHT (lbs)
	kW	HP		OD	RP	H	
F6SS-85-17	15	20	1 / 2	5,7	2,5	51	128
F6SS-85-18	15	20	1 / 2	5,7	2,5	53	133
F6SS-85-19	18,5	25	1 / 2	5,7	2,5	55	143
F6SS-85-20	18,5	25	1 / 2	5,7	2,5	58	152
F6SS-85-21	18,5	25	1 / 2	5,7	2,5	60	162
F6SS-85-22	18,5	25	1 / 2	5,7	2,5	63	167
F6SS-85-23	22	30	1 / 2	5,7	2,5	65	172
F6SS-85-24	22	30	1 / 2	5,7	2,5	67	182
F6SS-85-25	22	30	1 / 2	5,7	2,5	70	186
F6SS-85-26	22	30	1 / 2	5,7	2,5	72	191
F6SS-85-27	30	40	1 / 2	5,7	2,5	74	201
F6SS-85-28	30	40	1 / 2	5,7	2,5	77	208
F6SS-85-29	30	40	1 / 2	5,7	2,5	79	213
F6SS-85-30	30	40	1 / 2	5,7	2,5	81	218
F6SS-85-33	30	40	1 / 2	5,7	2,5	88	242
F6SS-85-36	30	40	1 / 2	5,7	2,5	95	261
F6SS-85-39	37	50	1 / 2	5,7	2,5	102	281

PERFORMANCE TABLE

PUMP MODEL	HP	gpm	0	30	50	60	70	80	90	110
		m³/h	0	7	11	14	16	18	20	25
F6SS-85-19	25	HEAD IN FEET	990	972	937	897	847	785	722	534
F6SS-85-20	25		1037	1022	980	935	888	825	752	574
F6SS-85-21	25		1088	1071	1020	990	924	864	786	593
F6SS-85-22	25		1139	1119	1067	1020	970	899	822	620
F6SS-85-23	30		1188	1165	1120	1080	1019	948	870	639
F6SS-85-24	30		1237	1221	1171	1124	1065	987	897	678
F6SS-85-25	30		1286	1281	1213	1164	1104	1019	925	701
F6SS-85-26	30		1336	1319	1261	1212	1141	1064	963	726
F6SS-85-27	40		1405	1395	1333	1278	1211	1118	1021	775
F6SS-85-28	40		1454	1436	1379	1318	1251	1164	1065	800
F6SS-85-29	40		1503	1492	1427	1368	1298	1211	1092	825
F6SS-85-30	40		1552	1535	1474	1407	1331	1336	1119	851
F6SS-85-33	40		1700	1695	1613	1549	1457	1358	1237	920
F6SS-85-36	40		1849	1838	1746	1673	1577	1466	1333	996
F6SS-85-39	50		2013	1989	1913	1840	1740	1612	1473	1116

* 1 denote Single Cable Guard (D.O.L - 3wire) and 2 denotes Double Cable Guard (S.D - 6 wire). Please specify preference, while placing order.

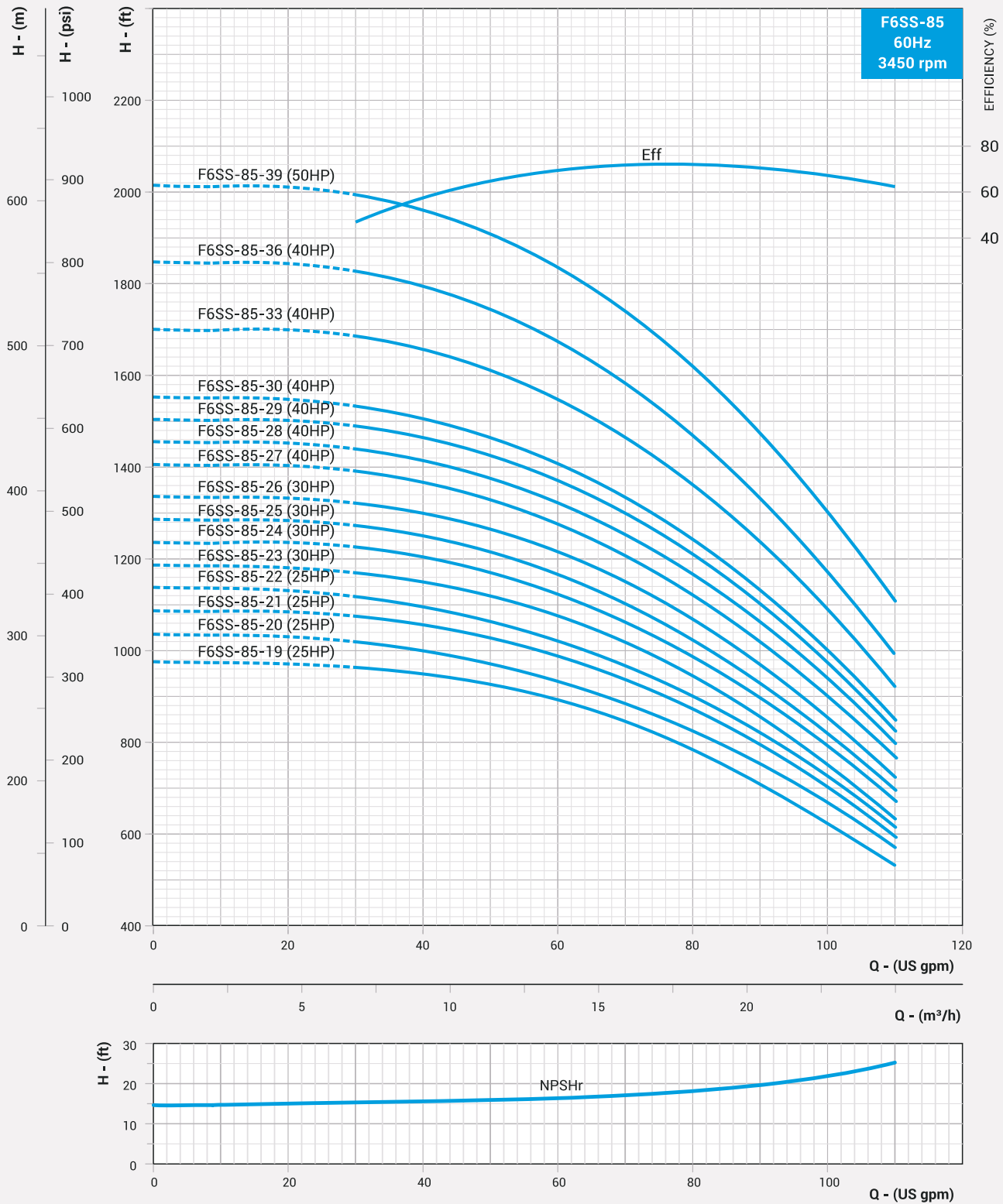
** Optional Outlet size

PERFORMANCE CURVES - 6" STAINLESS STEEL SUBMERSIBLE PUMP

Nominal Diameter : 6"

Nominal Flow : 85 gpm

Outlet Size : 2.5", 3" NPT

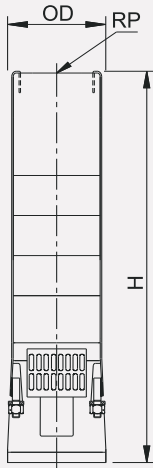


DIMENSIONS & WEIGHT - 6" STAINLESS STEEL SUBMERSIBLE PUMP

Nominal Diameter : 6"

Nominal Flow : 90 gpm

Outlet Size : 3" NPT



PUMP MODEL	REQUIRED MOTOR POWER		No OF CABLE GUARD	DIMENSIONS (Inches)			APPROX NETT. WEIGHT (lbs)
	kW	HP		OD	RP	H	
F6SS-90-01	1,1	1½	1	5,4	3	12,95	18,94
F6SS-90-02	2,2	3	1	5,4	3	14,69	19,91
F6SS-90-03	3	4	1	5,4	3	16,81	22,07
F6SS-90-04	4	5,5/6	1	5,4	3	18,54	24,22
F6SS-90-05	5,5	7,5	1 / 2	5,4 / 5,7	3	20,28	26,38
F6SS-90-06	7,5	10	1 / 2	5,4 / 5,7	3	22,01	28,54
F6SS-90-07	7,5	10	1 / 2	5,4 / 5,7	3	23,74	30,69
F6SS-90-08	9,3	12,5	1 / 2	5,4 / 5,7	3	25,47	32,85
F6SS-90-09	9,3/11	12,5/15	1 / 2	5,4 / 5,7	3	27,20	35,01
F6SS-90-10	11	15	1 / 2	5,4 / 5,7	3	28,94	37,17
F6SS-90-11	11	15	1 / 2	5,4 / 5,7	3	30,67	39,32
F6SS-90-12	13	17,5	1 / 2	5,4 / 5,7	3	32,40	41,48
F6SS-90-13	13	17,5/20	1 / 2	5,4 / 5,7	3	34,13	43,64
F6SS-90-14	15	20	1 / 2	5,4 / 5,7	3	35,87	45,80
F6SS-90-15	15	20	1 / 2	5,4 / 5,7	3	37,60	47,95
F6SS-90-16	18,5	25	1 / 2	5,4 / 5,7	3	39,33	50,11

PERFORMANCE TABLE

PUMP MODEL	HP	gpm	0	50	60	70	80	90	100	120
		m³/h	0	11	14	16	18	20	23	27
F6SS-90-01	1,5	HEAD IN FEET	52	50	49	47	45	40	35	22
F6SS-90-02	3		117	100	98	97	93	86	74	50
F6SS-90-03	4		173	150	148	142	137	125	120	70
F6SS-90-04	5,5/6		235	200	196	180	173	160	140	96
F6SS-90-05	7,5		280	248	236	228	222	200	180	128
F6SS-90-06	10		331	298	287	278	264	251	235	175
F6SS-90-07	10		389	350	337	330	313	299	280	215
F6SS-90-08	12,5		448	402	390	379	362	344	316	250
F6SS-90-09	12,5/15		500	454	445	425	410	385	353	283
F6SS-90-10	15		552	511	497	480	459	435	404	322
F6SS-90-11	15		622	563	549	534	510	477	448	352
F6SS-90-12	17,5		675	620	598	577	552	544	489	386
F6SS-90-13	17,5/20		733	671	651	627	600	570	525	403
F6SS-90-14	20		796	723	695	664	637	602	556	425
F6SS-90-15	20		840	759	732	700	670	637	584	450
F6SS-90-16	25		883	798	768	735	700	663	612	475

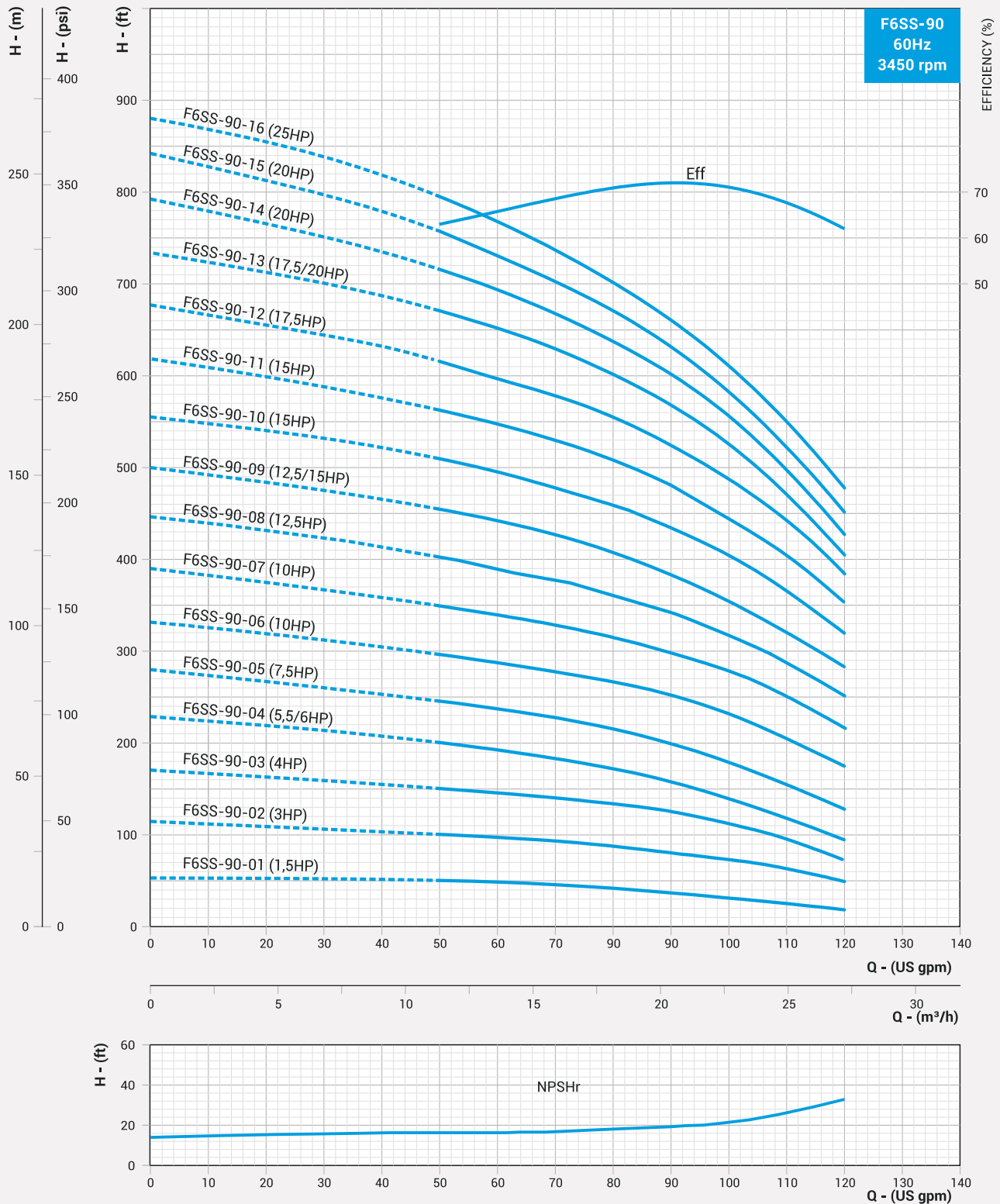
* 1 denote Single Cable Guard (D.O.L - 3wire) and 2 denotes Double Cable Guard (S.D - 6 wire). Please specify preference, while placing order.

PERFORMANCE CURVES - 6" STAINLESS STEEL SUBMERSIBLE PUMP

Nominal Diameter : 6"

Nominal Flow : 90 gpm

Outlet Size : 3" NPT

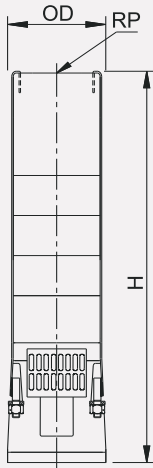


DIMENSIONS & WEIGHT - 6" STAINLESS STEEL SUBMERSIBLE PUMP

Nominal Diameter : 6"

Nominal Flow : 90 gpm

Outlet Size : 3" NPT



PUMP MODEL	REQUIRED MOTOR POWER		No OF CABLE GUARD	DIMENSIONS (Inches)			APPROX NETT. WEIGHT (lbs)
	kW	HP		OD	RP	H	
F6SS-90-17	18,5	25	1 / 2	5,4 / 5,7	3	41,06	52,27
F6SS-90-18	18,5	25	1 / 2	5,4 / 5,7	3	42,80	54,42
F6SS-90-19	22	30	1 / 2	5,4 / 5,7	3	44,53	56,58
F6SS-90-20	22	30	1 / 2	5,4 / 5,7	3	46,26	58,74
F6SS-90-21	22	30	1 / 2	5,4 / 5,7	3	47,99	60,90
F6SS-90-22	26	35	1 / 2	5,4 / 5,7	3	49,72	63,05
F6SS-90-23	26	35	1 / 2	5,4 / 5,7	3	51,46	65,21
F6SS-90-24	26	35	1 / 2	5,4 / 5,7	3	53,19	67,37
F6SS-90-26	26	35/40	1 / 2	5,4 / 5,7	3	56,65	71,68
F6SS-90-27	26	35/40	1 / 2	5,4 / 5,7	3	58,39	73,84

PERFORMANCE TABLE

PUMP MODEL	HP	gpm	0	50	60	70	80	90	100	120
		m ³ /h	0	11	14	16	18	20	23	27
F6SS-90-17	25	HEAD IN FEET	975	859	838	810	775	726	661	520
F6SS-90-18	25		1031	918	896	871	829	781	716	563
F6SS-90-19	30		1080	965	947	914	870	819	750	607
F6SS-90-20	30		1132	1017	990	953	912	859	797	620
F6SS-90-21	30		1175	1060	1038	997	950	899	827	655
F6SS-90-22	35		1231	1107	1078	1039	987	929	859	676
F6SS-90-23	35		1280	1163	1125	1083	1035	969	880	700
F6SS-90-24	35		1345	1220	1189	1145	1089	1013	925	726
F6SS-90-26	35/40		1445	1305	1261	1230	1164	1087	984	765
F6SS-90-27	35/40		1491	1345	1306	1258	1200	1116	1022	797

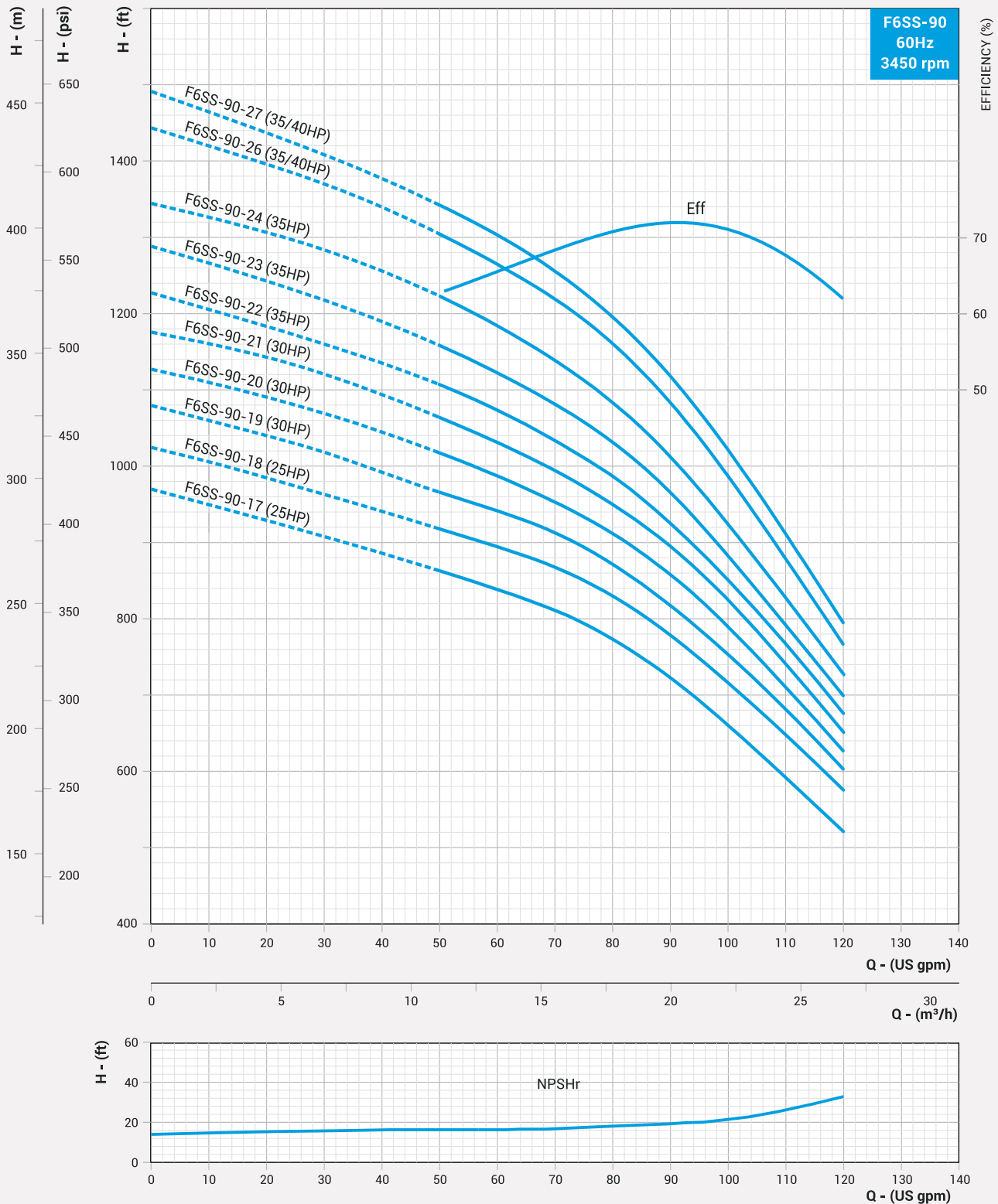
* 1 denote Single Cable Guard (D.O.L - 3wire) and 2 denotes Double Cable Guard (S.D - 6 wire). Please specify preference, while placing order.

PERFORMANCE CURVES - 6" STAINLESS STEEL SUBMERSIBLE PUMP

Nominal Diameter : 6"

Nominal Flow : 90 gpm

Outlet Size : 3" NPT

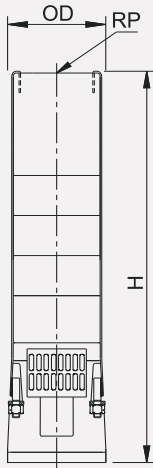


DIMENSIONS & WEIGHT - 6" STAINLESS STEEL SUBMERSIBLE PUMP

Nominal Diameter : 6"

Nominal Flow : 90 gpm

Outlet Size : 3" NPT



PUMP MODEL	REQUIRED MOTOR POWER		No. OF CABLE GUARD	DIMENSIONS (Inches)			APPROX NETT. WEIGHT (lbs)
	kW	HP		OD	RP	H	
F6SS-90-28	26	35/40	1 / 2	5,4 / 5,7	3	60,12	76,00
F6SS-90-29	30	40	1 / 2	5,4 / 5,7	3	61,85	78,16
F6SS-90-30	37	50	1 / 2	5,4 / 5,7	3	63,58	80,31
F6SS-90-31	37	50	1 / 2	5,4 / 5,7	3	65,31	82,47
F6SS-90-32	37	50	1 / 2	5,4 / 5,7	3	67,05	84,63
F6SS-90-34	37	50	1 / 2	5,4 / 5,7	3	70,51	88,94
F6SS-90-35	37	50	1 / 2	5,4 / 5,7	3	72,24	91,10
F6SS-90-36	40	60	1 / 2	5,4 / 5,7	3	73,98	93,26
F6SS-90-37	40	60	1 / 2	5,4 / 5,7	3	75,71	95,41

PERFORMANCE TABLE

PUMP MODEL	HP	gpm	0	50	60	70	80	90	100	120
		m ³ /h	0	11	14	16	18	20	23	27
F6SS-90-28	35/40	HEAD IN FEET	1520	1390	1345	1297	1230	1152	1050	815
F6SS-90-29	40		1600	1462	1415	1369	1300	1220	1123	890
F6SS-90-30	50		1674	1524	1489	1426	1360	1288	1198	946
F6SS-90-31	50		1714	1575	1523	1462	1410	1321	1223	985
F6SS-90-32	50		1790	1620	1581	1517	1445	1372	1275	1010
F6SS-90-34	50		1900	1698	1640	1585	1510	1422	1332	1060
F6SS-90-35	50		1950	1752	1700	1636	1574	1492	1398	1113
F6SS-90-36	60		1996	1812	1760	1697	1615	1536	1445	1172
F6SS-90-37	60		2184	1854	1803	1750	1680	1596	1499	1216

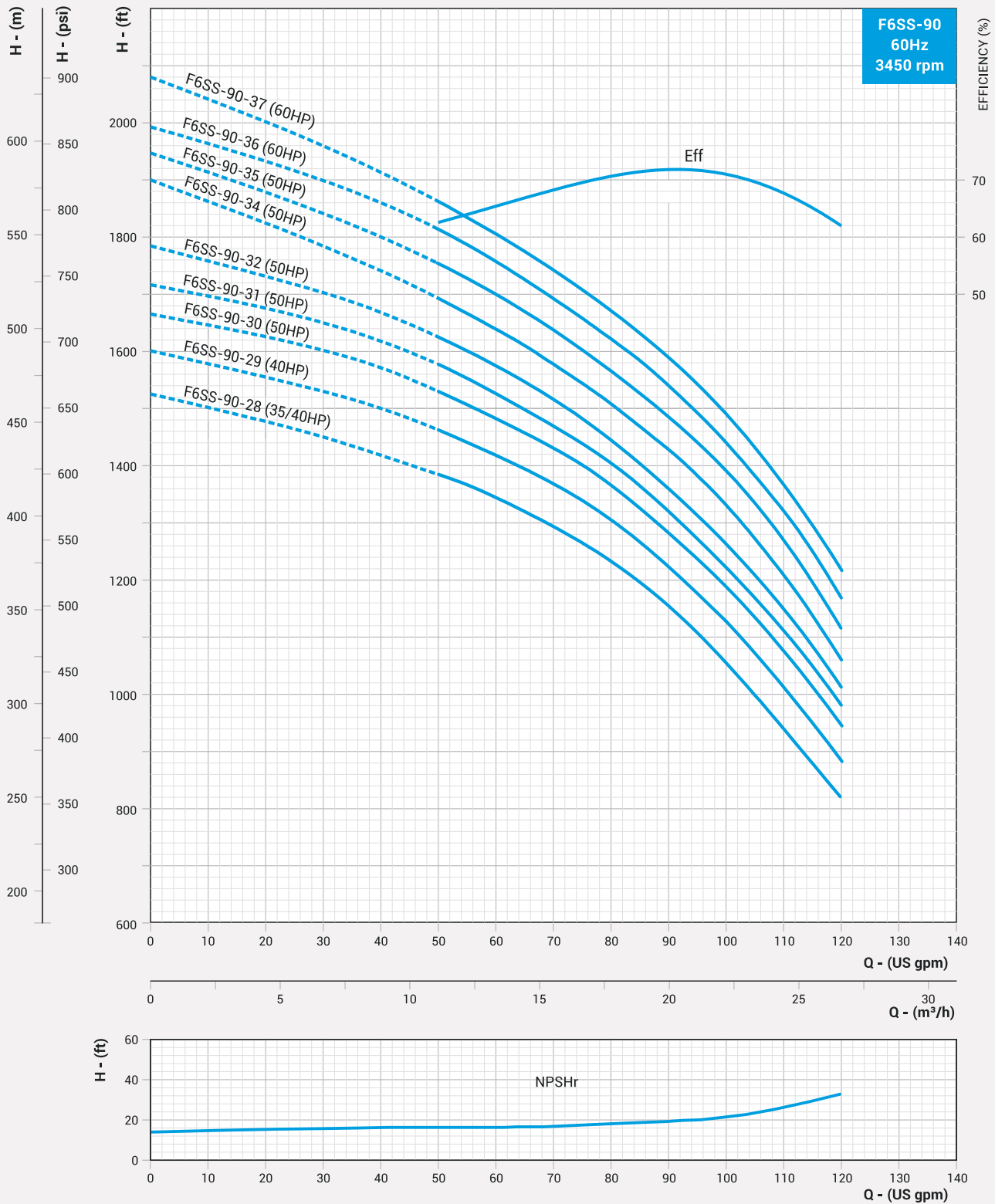
* 1 denote Single Cable Guard (D.O.L - 3wire) and 2 denotes Double Cable Guard (S.D - 6 wire). Please specify preference, while placing order.

PERFORMANCE CURVES - 6" STAINLESS STEEL SUBMERSIBLE PUMP

Nominal Diameter : 6"

Nominal Flow : 90 gpm

Outlet Size : 3" NPT

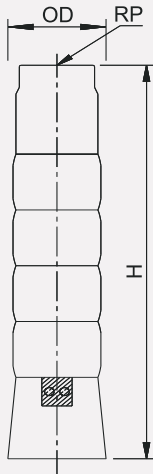


DIMENSIONS & WEIGHT - 6" STAINLESS STEEL SUBMERSIBLE PUMP

Nominal Diameter : 6"

Nominal Flow : 150 gpm

Outlet Size : 3" NPT



PUMP MODEL	REQUIRED MOTOR POWER		No OF CABLE GUARD	DIMENSIONS (Inches)			APPROX NETT. WEIGHT (lbs)
	kW	HP		OD	RP	H	
F6SS-150-01	1,5	2	1	5,4	3	15,20	17,87
F6SS-150-02	3,0	4	1	5,4	3	18,98	22,00
F6SS-150-03	5,5	7,5	1	5,4	3	22,76	26,13
F6SS-150-04	5,5	7,5	1 / 2	5,4 / 5,7	3	26,54	30,27
F6SS-150-05	7,5	10	1 / 2	5,4 / 5,7	3	30,31	34,41
F6SS-150-06	9,3	12,5/15	1 / 2	5,4 / 5,7	3	34,09	38,55
F6SS-150-07	9,3	12,5/15	1 / 2	5,4 / 5,7	3	37,87	42,70
F6SS-150-08	11,0	15	1 / 2	5,4 / 5,7	3	41,65	46,84
F6SS-150-09	13,0	17,5/20	1 / 2	5,4 / 5,7	3	45,43	50,98
F6SS-150-10	15,0	20	1 / 2	5,4 / 5,7	3	49,21	55,13
F6SS150-11	15,0	20	1 / 2	5,4 / 5,7	3	52,99	59,26
F6SS-150-12	18,5	25	1 / 2	5,4 / 5,7	3	56,77	63,41
F6SS-150-13	18,5	25	1 / 2	5,4 / 5,7	3	60,55	67,12
F6SS-150-14	18,5	25	1 / 2	5,4 / 5,7	3	64,33	71,69
F6SS-150-15	22,0	30	1 / 2	5,4 / 5,7	3	68,11	75,84
F6SS-150-16	22,0	30	1 / 2	5,4 / 5,7	3	71,89	79,97
F6SS-150-17	22,0	30	1 / 2	5,4 / 5,7	3	75,67	84,12
F6SS-150-18	26,0	35/40	1 / 2	5,4 / 5,7	3	79,45	88,26

PERFORMANCE TABLE

PUMP MODEL	HP	gpm	0	50	75	100	125	150	175	200
		m ³ /h	0	11	17	23	28	34	40	45
F6SS-150-01	2	HEAD IN FEET	55	50	49	48	45	39	31	25
F6SS-150-02	4		107	103	100	97	88	78	68	45
F6SS-150-03	7,5		158	146	141	138	129	118	97	59
F6SS-150-04	7,5		213	200	190	184	174	153	125	95
F6SS-150-05	10		283	263	252	236	217	191	160	125
F6SS-150-06	12,5/15		335	313	300	288	270	236	195	145
F6SS-150-07	12,5/15		375	367	344	324	300	278	232	172
F6SS-150-08	15		435	407	391	374	348	310	260	190
F6SS-150-09	17,5/20		497	467	441	419	389	350	297	223
F6SS-150-10	20		548	515	497	469	432	390	328	250
F6SS-150-11	20		600	564	545	513	478	432	368	272
F6SS-150-12	25		655	614	590	565	519	468	400	300
F6SS-150-13	25		700	660	631	597	554	500	433	334
F6SS-150-14	25		760	719	688	650	600	543	463	350
F6SS-150-15	30		813	769	742	697	645	569	490	378
F6SS-150-16	30		872	804	773	736	677	604	523	406
F6SS-150-17	30		912	862	823	777	722	648	553	432
F6SS-150-18	35/40		982	940	891	836	776	697	586	453

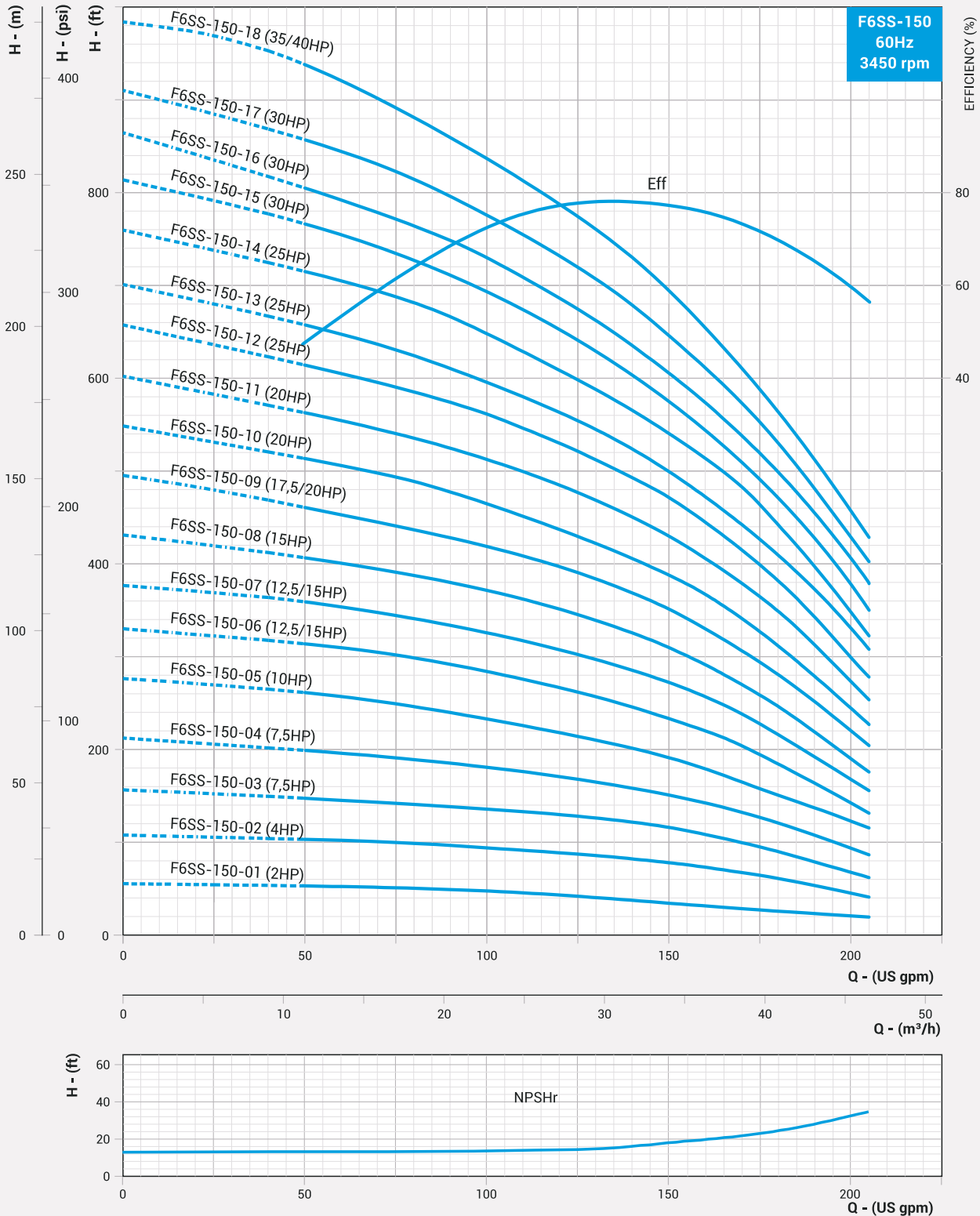
* 1 denote Single Cable Guard (D.O.L - 3 wire) and 2 denotes Double Cable Guard (S.D - 6 wire). Please specify preference, while placing order.

PERFORMANCE CURVES - 6" STAINLESS STEEL SUBMERSIBLE PUMP

Nominal Diameter : 6"

Nominal Flow : 150 gpm

Outlet Size : 3" NPT

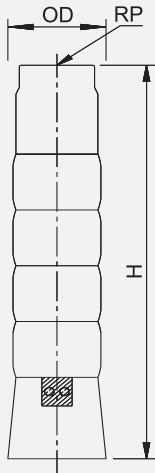


DIMENSIONS & WEIGHT - 6" STAINLESS STEEL SUBMERSIBLE PUMP

Nominal Diameter : 6"

Nominal Flow : 150 gpm

Outlet Size : 3" NPT



PUMP MODEL	REQUIRED MOTOR POWER		No OF CABLE GUARD	DIMENSIONS (Inches)			APPROX NETT. WEIGHT (lbs)
	kW	HP		OD	RP	H	
F6SS-150-19	26	35/40	1 / 2	5,4 / 5,7	3	83,23	92,40
F6SS-150-20	26	35/40	1 / 2	5,4 / 5,7	3	87,01	96,54
F6SS-150-21	30	40	1 / 2	5,4 / 5,7	3	90,79	100,69
F6SS-150-22	30	40	1 / 2	5,4 / 5,7	3	94,57	104,83
F6SS-150-23	30	40	1 / 2	5,4 / 5,7	3	98,35	108,97
F6SS-150-24	37	50	1 / 2	5,4 / 5,7	3	102,13	113,11
F6SS-150-25	37	50	1 / 2	5,4 / 5,7	3	105,91	117,25
F6SS-150-26	37	50	1 / 2	5,4 / 5,7	3	109,69	121,80
F6SS-150-27	37	50	1 / 2	5,4 / 5,7	3	113,46	125,95
F6SS-150-28	37	50	1 / 2	5,4 / 5,7	3	117,24	130,09
F6SS-150-29	45	60	1 / 2	5,4 / 5,7	3	121,02	134,23
F6SS-150-31	45	60	1 / 2	5,4 / 5,7	3	128,58	142,51
F6SS-150-33	45	60	1 / 2	5,4 / 5,7	3	136,14	150,80
F6SS-150-36	55	75	1 / 2	5,4 / 5,7	3	147,48	165,86
F6SS-150-39	55	75	1 / 2	5,4 / 5,7	3	158,82	178,29

PERFORMANCE TABLE

PUMP MODEL	HP	gpm	0	50	75	100	125	150	175	200
			m³/h	0	11	17	23	28	34	40
F6SS-150-19	35/40	HEAD IN FEET	1013	968	918	870	802	722	618	468
F6SS-150-20	35/40		1071	1011	971	910	845	764	654	481
F6SS-150-21	40		1133	1066	1022	960	890	801	689	513
F6SS-150-22	40		1199	1112	1061	1000	932	848	721	540
F6SS-150-23	40		1268	1168	1110	1043	971	885	750	550
F6SS-150-24	50		1304	1212	1150	1085	1001	912	765	561
F6SS-150-25	50		1338	1265	1200	1124	1048	947	795	583
F6SS-150-26	50		1403	1315	1249	1176	1099	988	822	600
F6SS-150-27	50		1443	1370	1300	1223	1132	1014	860	621
F6SS-150-28	50		1500	1417	1353	1275	1183	1069	896	667
F6SS-150-29	60		1579	1498	1416	1335	1243	1109	934	690
F6SS-150-31	60		1625	1571	1475	1380	1280	1150	970	720
F6SS-150-33	60		1725	1624	1560	1471	1369	1222	1025	775
F6SS-150-36	75		1891	1820	1720	1608	1500	1345	1120	825
F6SS-150-39	75		2045	1957	1835	1730	1605	1430	1200	880

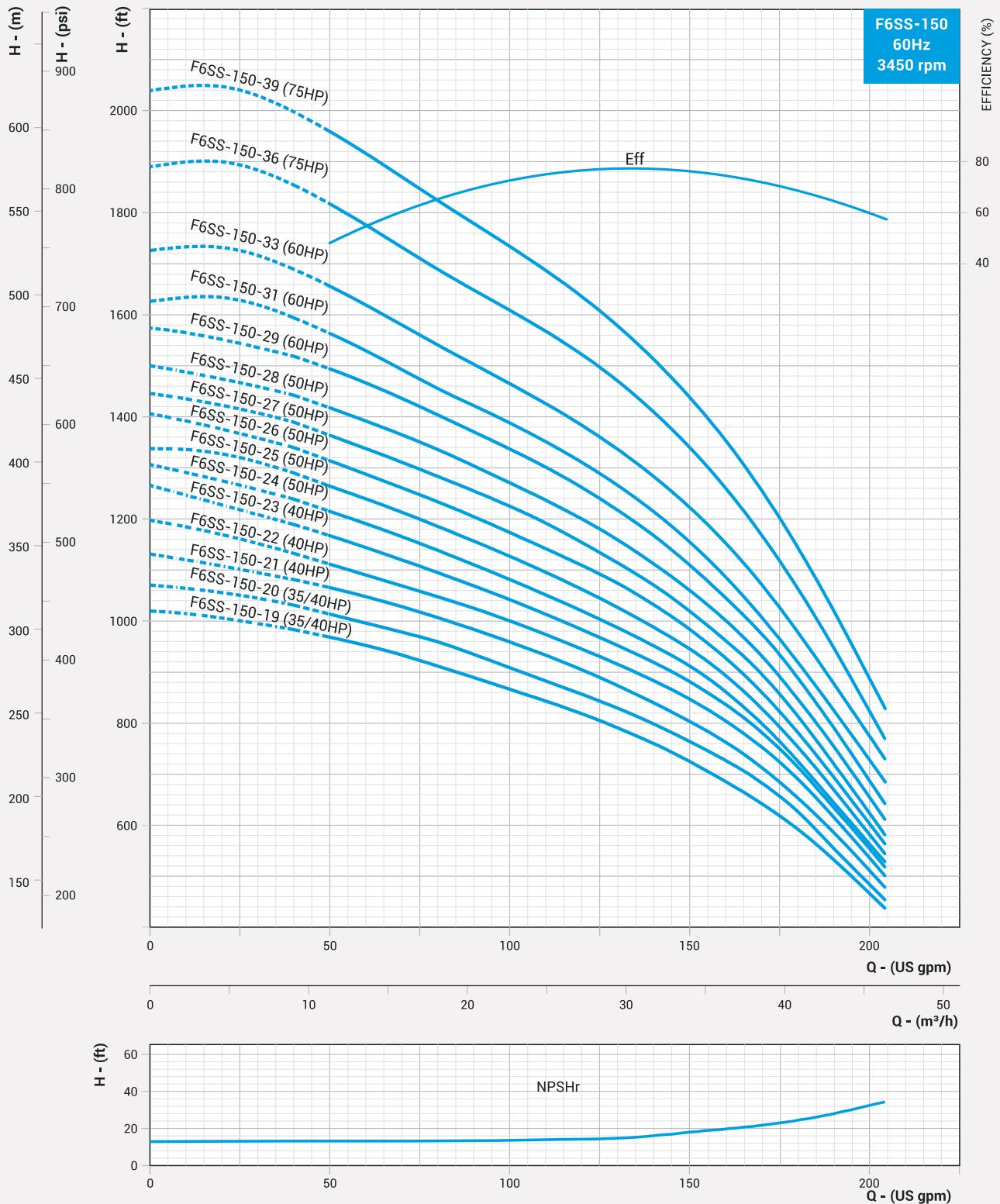
* 1 denote Single Cable Guard (D.O.L - 3wire) and 2 denotes Double Cable Guard (S.D - 6 wire). Please specify preference, while placing order.

PERFORMANCE CURVES - 6" STAINLESS STEEL SUBMERSIBLE PUMP

Nominal Diameter : 6"

Nominal Flow : 150 gpm

Outlet Size : 3" NPT

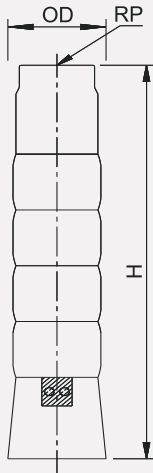


DIMENSIONS & WEIGHT - 6" STAINLESS STEEL SUBMERSIBLE PUMP

Nominal Diameter : 6"

Nominal Flow : 240 gpm

Outlet Size : 3" NPT



PUMP MODEL	REQUIRED MOTOR POWER		No OF CABLE GUARD	DIMENSIONS (Inches)			APPROX NETT. WEIGHT (lbs)
	kW	HP		OD	RP	H	
F6SS-240-01R	2,2	3	1	6,0	3	15,87	19,16
F6SS-240-01	3	4	1	6,0	3	15,87	19,16
F6SS-240-02R	4/4,5	5,5/6	1 / 2	6,0	3	20,31	24,20
F6SS-240-02	5,5	7,5	1 / 2	5,8 / 5,9	3	20,31	24,20
F6SS-240-3RR	5,5	7,5	1 / 2	5,8 / 5,9	3	24,76	29,24
F6SS-240-03	7,5	10	1 / 2	5,8 / 5,9	3	24,76	29,24
F6SS-240-4RR	7,5	10	1 / 2	5,8 / 5,9	3	29,21	34,28
F6SS-240-04	9,3	12,5/15	1 / 2	5,8 / 5,9	3	29,21	34,28
F6SS-240-5R	11	15	1 / 2	5,8 / 5,9	3	33,66	39,47
F6SS-240-05	13	17,5/20	1 / 2	5,8 / 5,9	3	33,66	39,47
F6SS-240-06	11	20	1 / 2	5,8 / 5,9	3	38,11	44,51
F6SS-240-7R	15	20	1 / 2	5,8 / 5,9	3	42,56	49,56
F6SS-240-07	18,5	25	1 / 2	5,8 / 5,9	3	42,56	49,56
F6SS-240-08	18,5	25	1 / 2	5,8 / 5,9	3	47,01	54,59
F6SS-240-09	22	30	1 / 2	5,8 / 5,9	3	51,46	59,63

PERFORMANCE TABLE

PUMP MODEL	HP	gpm	0	50	100	150	200	250	300	325
			m³/h	0	11	23	34	45	57	68
F6SS-240-01R	3	HEAD IN FEET	49	45	43	35	25	19	10	
F6SS-240-01	4		53	60	57	49	40	33	23	15
F6SS-240-02R	5,5/6		102	100	93	80	67	50	28	18
F6SS-240-02	7,5		125	122	117	104	92	80	47	40
F6SS-240-3RR	7,5		151	145	137	120	106	86	46	32
F6SS-240-03	10		197	188	177	160	140	120	80	66
F6SS-240-4RR	10		206	200	193	178	153	123	87	55
F6SS-240-04	12,5/15		261	247	230	203	182	160	117	83
F6SS-240-5R	15		289	281	265	242	212	176	126	95
F6SS-240-05	17,5/20		323	317	296	264	230	193	143	113
F6SS-240-06	20		390	368	345	322	280	239	179	138
F6SS-240-7R	20		424	400	372	340	303	247	187	150
F6SS-240-07	25		458	442	412	373	320	280	197	172
F6SS-240-08	25		520	503	467	423	372	322	242	194
F6SS-240-09	30		583	560	527	483	422	363	277	221

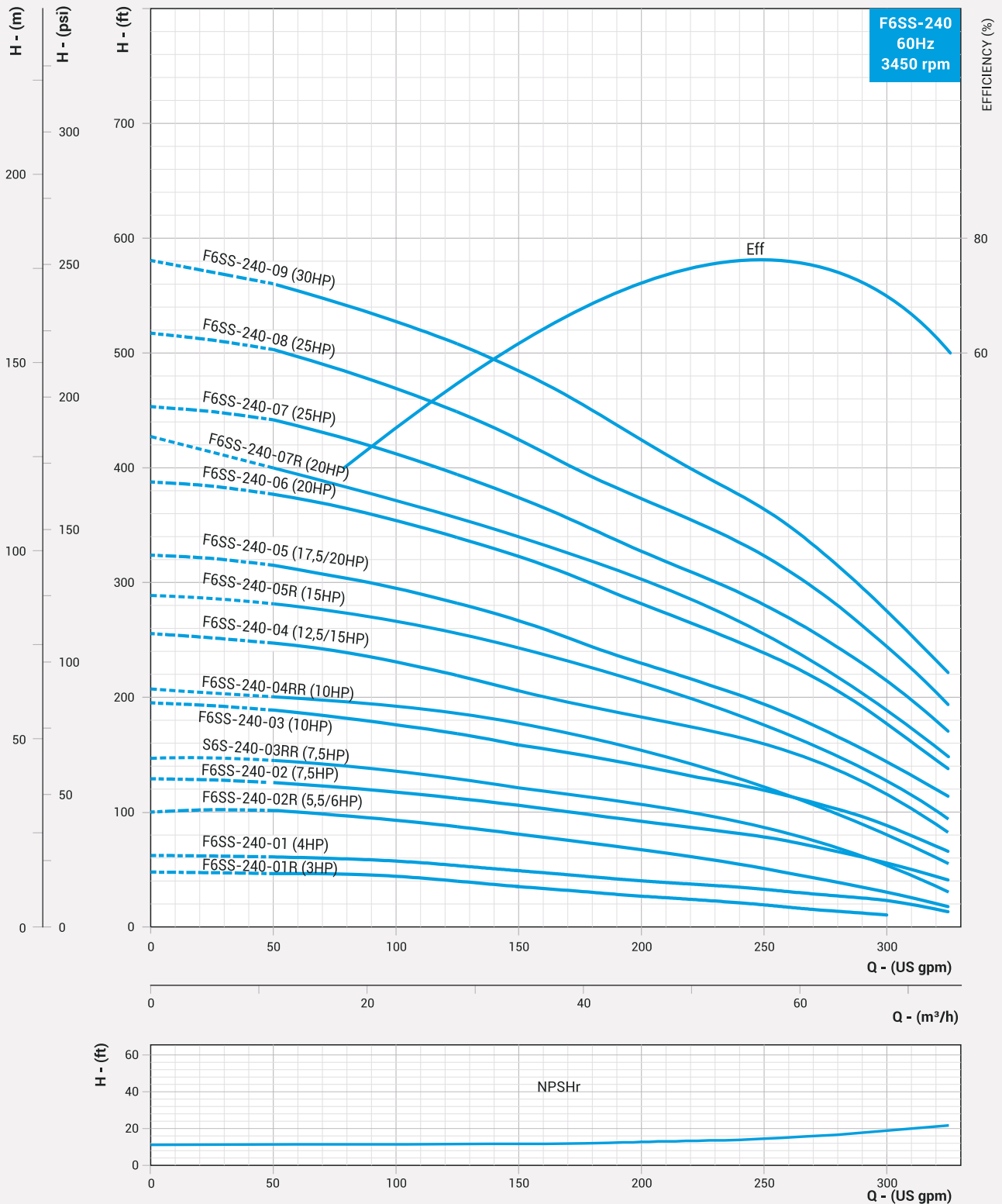
* 1 denote Single Cable Guard (D.O.L - 3wire) and 2 denotes Double Cable Guard (S.D - 6 wire). Please specify preference, while placing order.

PERFORMANCE CURVES - 6" STAINLESS STEEL SUBMERSIBLE PUMP

Nominal Diameter : 6"

Nominal Flow : 240 gpm

Outlet Size : 3" NPT

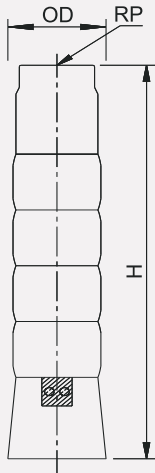


DIMENSIONS & WEIGHT - 6" STAINLESS STEEL SUBMERSIBLE PUMP

Nominal Diameter : 6"

Nominal Flow : 240 gpm

Outlet Size : 3" NPT



PUMP MODEL	REQUIRED MOTOR POWER		No OF CABLE GUARD	DIMENSIONS (Inches)			APPROX NETT. WEIGHT (lbs)
	kW	HP		OD	RP	H	
F6SS-240-10	22	30	1 / 2	5,8 / 5,9	3	55,91	64,68
F6SS-240-11	26	35/40	1 / 2	5,8 / 5,9	3	60,35	69,72
F6SS-240-12	30	40	1 / 2	5,8 / 5,9	3	64,80	74,77
F6SS-240-13	30	40	1 / 2	5,8 / 5,9	3	69,25	79,80
F6SS-240-14	37	50	1 / 2	5,8 / 5,9	3	73,70	84,85
F6SS-240-15	37	50	1 / 2	5,8 / 5,9	3	78,15	89,89
F6SS-240-16	37	50	1 / 2	5,8 / 5,9	3	82,60	94,93
F6SS-240-17	37	50	1 / 2	5,8 / 5,9	3	87,05	99,98
F6SS-240-18	45	60	1 / 2	5,8 / 5,9	3	91,50	105,01
F6SS-240-19	45	60	1 / 2	5,8 / 5,9	3	95,94	110,06
F6SS-240-20	45	60	1 / 2	5,8 / 5,9	3	100,39	115,10
F6SS-240-21	55	75	1 / 2	5,8 / 5,9	3	104,84	122,75
F6SS-240-22	55	75	1 / 2	5,8 / 5,9	3	200,00	123,00

PERFORMANCE TABLE

PUMP MODEL	HP	gpm	0	50	100	150	200	250	300	325
		m³/h	0	11	23	34	45	57	68	74
F6SS-240-10	30	HEAD IN FEET	642	530	593	540	480	410	302	249
F6SS-240-11	35/40		704	686	650	598	530	450	340	269
F6SS-240-12	40		775	756	717	648	570	490	370	296
F6SS-240-13	40		842	808	760	700	620	530	400	325
F6SS-240-14	50		896	865	814	750	660	570	431	356
F6SS-240-15	50		960	932	877	810	730	620	460	378
F6SS-240-16	50		1028	997	933	860	765	650	500	410
F6SS-240-17	50		1086	1068	1010	920	820	690	530	453
F6SS-240-18	60		1140	1117	1065	980	860	740	580	496
F6SS-240-19	60		1218	1163	1106	1020	910	790	600	523
F6SS-240-20	60		1280	1237	1164	1070	960	810	640	552
F6SS-240-21	75		1335	1283	1220	1130	1010	860	680	575
F6SS-240-22	75	1397	1320	1260	1170	1049	890	700	590	

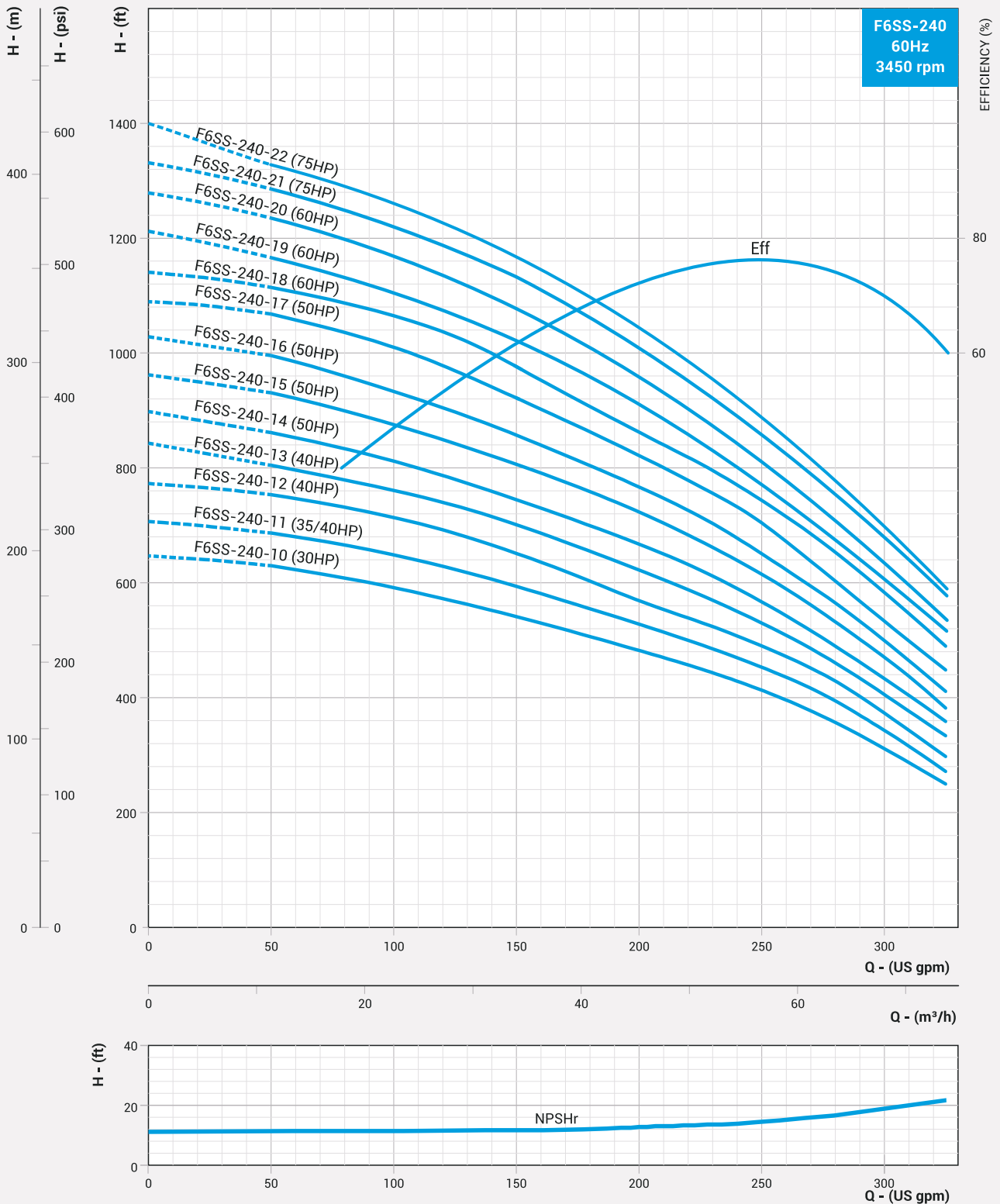
* 1 denote Single Cable Guard (D.O.L - 3wire) and 2 denotes Double Cable Guard (S.D - 6 wire). Please specify preference, while placing order.

PERFORMANCE CURVES - 6" STAINLESS STEEL SUBMERSIBLE PUMP

Nominal Diameter : 6"

Nominal Flow : 240 gpm

Outlet Size : 3" NPT

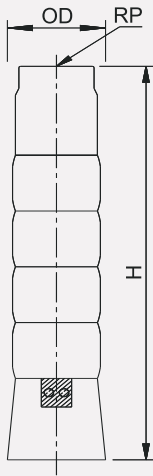


DIMENSIONS & WEIGHT - 6" STAINLESS STEEL SUBMERSIBLE PUMP

Nominal Diameter : 6"

Nominal Flow : 300 gpm

Outlet Size : 3"/4" NPT



PUMP MODEL	REQUIRED MOTOR POWER		No OF CABLE GUARD	DIMENSIONS (Inches)			APPROX NETT. WEIGHT (lbs)
	kW	HP		OD	RP	H	
F6SS-300-01R	2,2	3	1	5,8	3	15,87	19,29
F6SS-300-01	4	5,5	1	5,8	3	15,87	19,29
F6SS-300-02RR	3,7	5	1 / 2	5,8 / 5,9	3	20,31	24,47
F6SS-300-02	5,5	7,5	1 / 2	5,8 / 5,9	3	20,31	24,47
F6SS-300-03R	7,5	10	1 / 2	5,8 / 5,9	3	24,76	29,64
F6SS-300-03	9,3	12,5/15	1 / 2	5,8 / 5,9	3	24,76	29,64
F6SS-300-04RR	11	15	1 / 2	5,8 / 5,9	3	29,21	34,81
F6SS-300-04	11	15	1 / 2	5,8 / 5,9	3	29,21	34,81
F6SS-300-05RR	15	20	1 / 2	5,8 / 5,9	3	33,66	40,13
F6SS-300-05	13	17,5/20	1 / 2	5,8 / 5,9	3	33,66	40,13
F6SS-300-06R	15	20	1 / 2	5,8 / 5,9	3	38,11	45,30
F6SS-300-06	18,5	25	1 / 2	5,8 / 5,9	3	38,11	45,30
F6SS-300-07	22	30	1 / 2	5,8 / 5,9	3	42,56	50,48
F6SS-300-08	22	30	1 / 2	5,8 / 5,9	3	47,01	55,65
F6SS-300-09R	22	30	1 / 2	5,8 / 5,9	3	51,46	60,84
F6SS-300-09	26	35/40	1 / 2	5,8 / 5,9	3	51,46	60,84
F6SS-300-10	26	35/40	1 / 2	5,8 / 5,9	3	55,91	66,00

PERFORMANCE TABLE

PUMP MODEL	HP	gpm	0	150	200	250	275	300	350	400
		m ³ /h	0	34	46	57	63	68	80	91
F6SS-300-01R	3	HEAD IN FEET	51	37	35	33	25	20	12	0
F6SS-300-01	5,5		71	50	43	39	38	30	20	8
F6SS-300-02RR	5		87	70	63	54	49	42	24	0
F6SS-300-02	7,5		123	111	100	87	77	73	50	36
F6SS-300-03R	10		173	146	138	120	105	95	72	39
F6SS-300-03	12,5/15		190	172	154	137	125	119	87	48
F6SS-300-04RR	15		218	186	165	144	132	121	91	57
F6SS-300-04	15		251	231	209	180	170	158	122	70
F6SS-300-05RR	20		286	247	221	194	177	161	124	68
F6SS-300-05	17,5/20		323	285	261	230	213	199	153	95
F6SS-300-06R	20		372	320	291	260	238	220	175	104
F6SS-300-06	25		389	350	321	281	264	248	198	110
F6SS-300-07	30		451	402	365	327	309	282	232	140
F6SS-300-08	30		521	452	414	367	347	322	262	169
F6SS-300-09R	30		562	481	427	377	354	330	210	174
F6SS-300-09	35/40		599	517	467	412	380	350	278	197
F6SS-300-10	35/40	663	562	500	440	410	376	300	212	

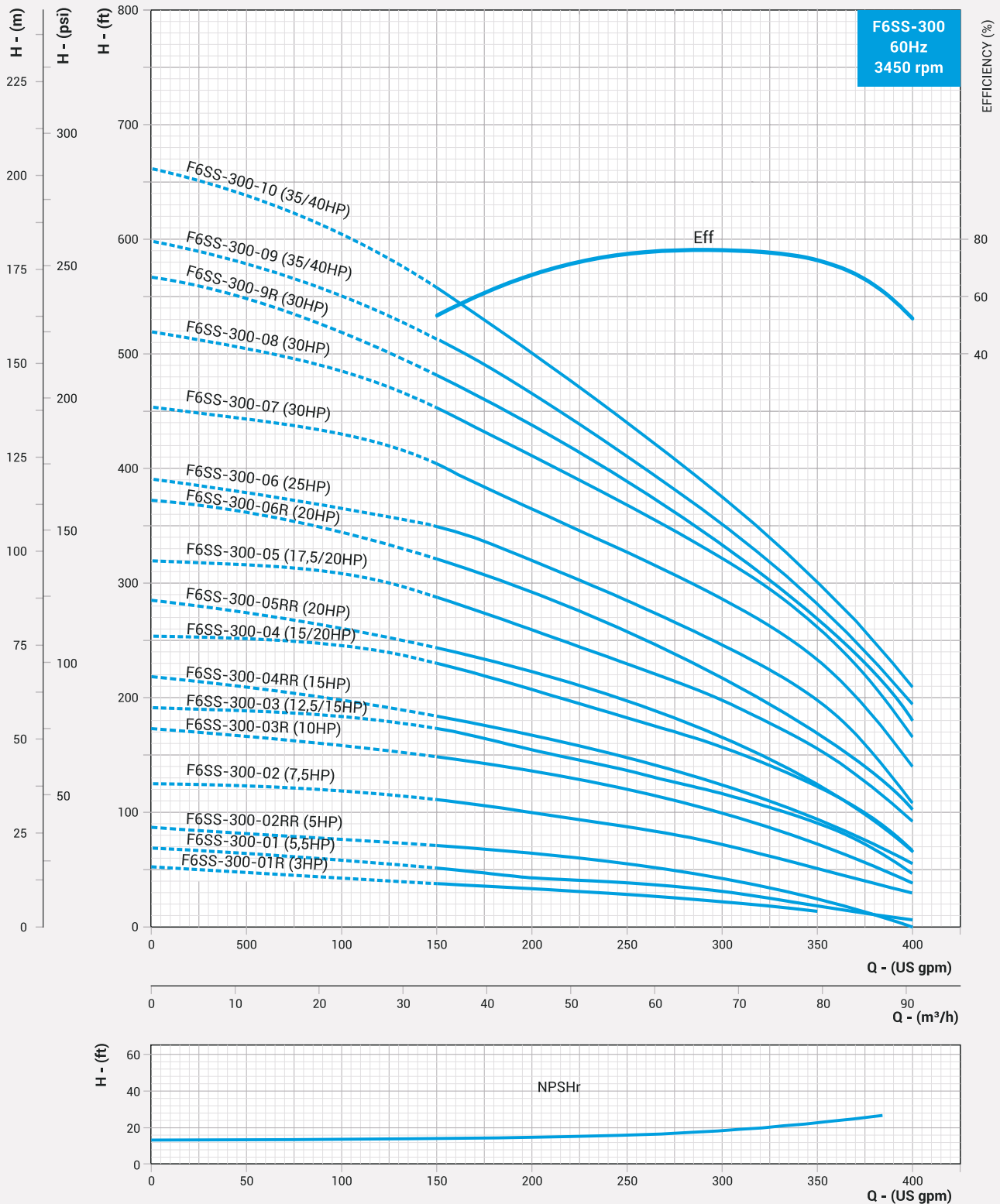
* 1 denote Single Cable Guard (D.O.L - 3wire) and 2 denotes Double Cable Guard (S.D - 6 wire). Please specify preference, while placing order.

PERFORMANCE CURVES - 6" STAINLESS STEEL SUBMERSIBLE PUMP

Nominal Diameter : 6"

Nominal Flow : 300 gpm

Outlet Size : 3"/4" NPT

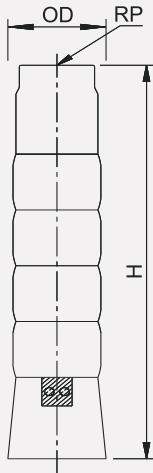


DIMENSIONS & WEIGHT - 6" STAINLESS STEEL SUBMERSIBLE PUMP

Nominal Diameter : 6"

Nominal Flow : 300 gpm

Outlet Size : 3"/4" NPT



PUMP MODEL	REQUIRED MOTOR POWER		No OF CABLE GUARD	DIMENSIONS (Inches)			APPROX NETT. WEIGHT (lbs)
	kW	HP		OD	RP	H	
F6SS-300-11	30	40	1 / 2	5,8 / 5,9	3	60,35	71,18
F6SS-300-12	37	50	1 / 2	5,8 / 5,9	3	64,80	76,35
F6SS-300-13	37	50	1 / 2	5,8 / 5,9	3	69,25	81,52
F6SS-300-14	45	60	1 / 2	5,8 / 5,9	3	73,70	86,70
F6SS-300-15	45	60	1 / 2	5,8 / 5,9	3	78,15	91,87
F6SS-300-16	45	60	1 / 2	5,8 / 5,9	3	82,60	97,05
F6SS-300-17	55	75	1 / 2	5,8 / 5,9	3	87,05	102,23
F6SS-300-18	55	75	1 / 2	5,8 / 5,9	3	91,50	110,04
F6SS-300-19	55	75	1 / 2	5,8 / 5,9	3	95,94	115,22
F6SS-300-20	55	75	1 / 2	5,8 / 5,9	3	100,39	120,39
F6SS-300-21	63	85/100	1 / 2	5,8 / 5,9	3	104,84	125,57

PERFORMANCE TABLE

PUMP MODEL	HP	gpm	0	150	200	250	275	300	350	400
		m ³ /h	0	34	46	57	63	68	80	91
F6SS-300-11	40	HEAD IN FEET	729	617	551	486	450	414	331	236
F6SS-300-12	50		800	680	615	540	500	461	371	264
F6SS-300-13	50		863	730	653	580	535	488	398	279
F6SS-300-14	60		930	778	700	616	573	525	420	300
F6SS-300-15	60		1004	861	764	673	630	584	480	329
F6SS-300-16	60		1071	919	816	718	672	618	500	343
F6SS-300-17	75		1136	970	865	763	709	670	541	363
F6SS-300-18	75		1212	1040	925	814	750	700	578	399
F6SS-300-19	75		1293	1113	990	864	812	760	621	433
F6SS-300-20	75		1358	1177	948	923	876	798	653	448
F6SS-300-21	85/100		1439	1244	1100	973	904	846	697	497

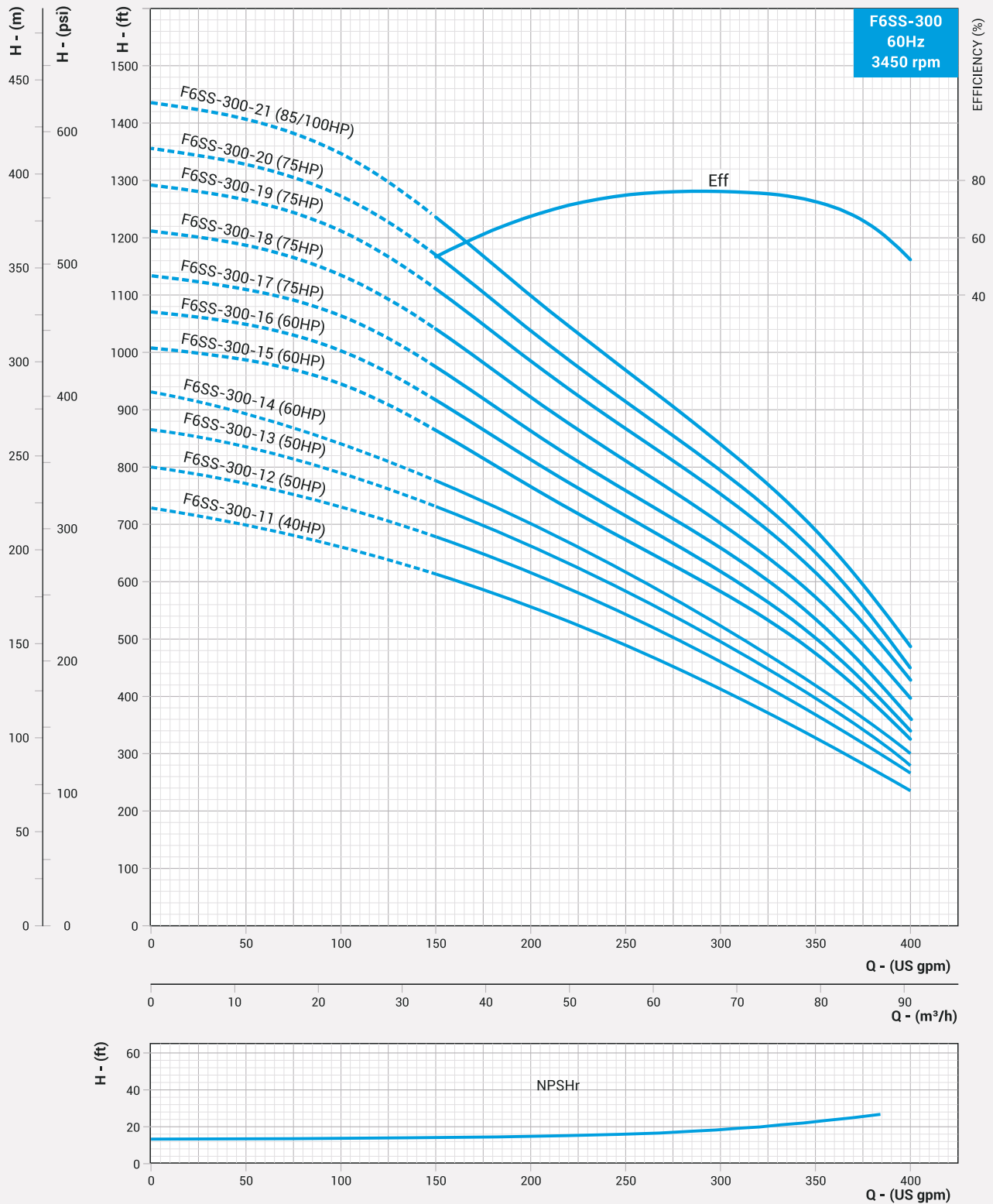
* 1 denote Single Cable Guard (D.O.L - 3wire) and 2 denotes Double Cable Guard (S.D - 6 wire). Please specify preference, while placing order.

PERFORMANCE CURVES - 6" STAINLESS STEEL SUBMERSIBLE PUMP

Nominal Diameter : 6"

Nominal Flow : 300 gpm

Outlet Size : 3"/4" NPT

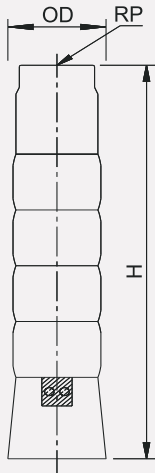


DIMENSIONS & WEIGHT - 8" STAINLESS STEEL SUBMERSIBLE PUMP

Nominal Diameter : 8"

Nominal Flow : 390 gpm

Outlet Size : 5" NPT



PUMP MODEL	REQUIRED MOTOR POWER		No OF CABLE GUARD	DIMENSIONS (Inches)			APPROX NETT. WEIGHT (lbs)
	kW	HP		OD	RP	H	
F8SS-390-01R	5,5	7,5	1 / 2	6,8 / 7,0	5	21,81	48,38
F8SS-390-01	5,5	7,5	1 / 2	6,8 / 7,0	5	21,81	48,38
F8SS-390-02RR	7,5	10	1 / 2	6,8 / 7,0	5	26,85	56,48
F8SS-390-02R	11,0	15	1 / 2	6,8 / 7,0	5	26,85	56,48
F8SS-390-02	11,0	15	1 / 2	6,8 / 7,0	5	26,85	56,48
F8SS-390-03R	15	20	1 / 2	6,8 / 7,0	5	31,89	64,50
F8SS-390-03	18,5	25	1 / 2	6,8 / 7,0	5	31,89	64,50
F8SS-390-04R	18,5	25	1 / 2	6,8 / 7,0	5	36,93	72,50
F8SS-390-04	22,0	30	1 / 2	6,8 / 7,0	5	36,93	72,50
F8SS-390-05RR	22,0	30	1 / 2	6,8 / 7,0	5	41,97	80,52
F8SS-390-05	30,0	40	1 / 2	6,8 / 7,0	5	41,97	80,52
F8SS-390-06R	30,0	40	1 / 2	6,8 / 7,0	5	47,01	90,12

PERFORMANCE TABLE

PUMP MODEL	HP	gpm	0	150	250	300	350	400	450	500
		m³/h	0	34	57	68	80	91	102	114
F8SS-390-01R	7,5	HEAD IN FEET	81	75	69	63	59	52	42	29
F8SS-390-01	7,5		100	90	80	74	70	63	51	40
F8SS-390-02RR	10		129	118	104	95	85	72	60	43
F8SS-390-02R	15		141	139	127	118	105	90	74	52
F8SS-390-02	15		190	178	160	148	135	121	108	87
F8SS-390-03R	20		250	228	200	184	167	146	120	92
F8SS-390-03	25		282	260	238	220	200	180	155	128
F8SS-390-04R	25		335	304	269	245	220	192	163	131
F8SS-390-04	30		385	348	308	284	258	227	192	160
F8SS-390-05RR	30		400	368	325	300	270	238	200	159
F8SS-390-05	40		470	442	389	360	328	290	250	202
F8SS-390-06R	40		520	472	424	396	362	322	280	228

* 1 denote Single Cable Guard (D.O.L - 3wire) and 2 denotes Double Cable Guard (S.D - 6 wire). Please specify preference, while placing order.

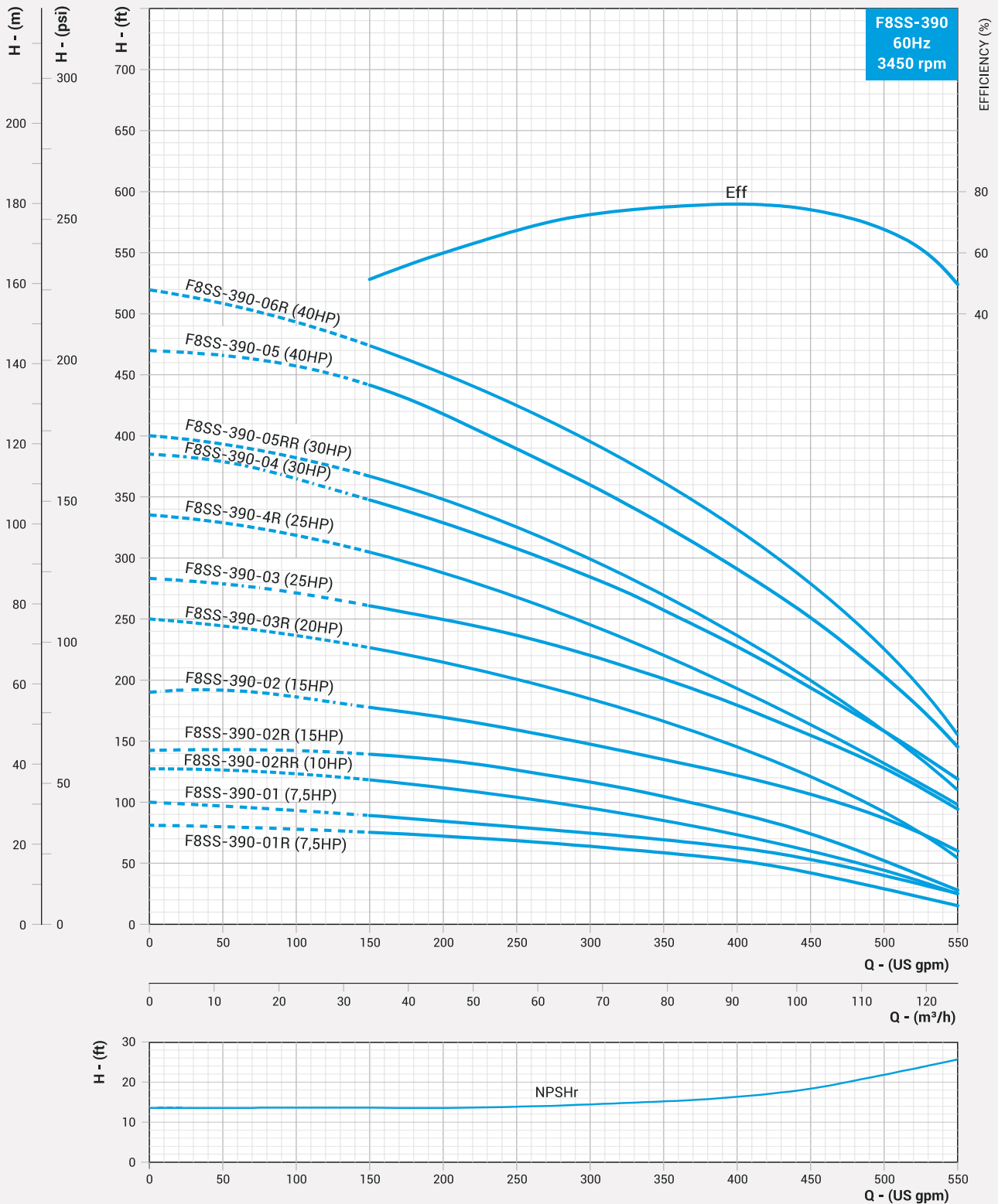
Orion Series

PERFORMANCE CURVES - 8" STAINLESS STEEL SUBMERSIBLE PUMP

Nominal Diameter : 8"

Nominal Flow : 390 gpm

Outlet Size : 5" NPT

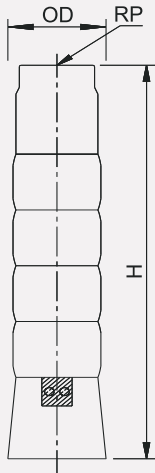


DIMENSIONS & WEIGHT - 8" STAINLESS STEEL SUBMERSIBLE PUMP

Nominal Diameter : 8"

Nominal Flow : 390 gpm

Outlet Size : 5" NPT



PUMP MODEL	REQUIRED MOTOR POWER		No OF CABLE GUARD	DIMENSIONS (Inches)			APPROX NETT. WEIGHT (lbs)
	kW	HP		OD	RP	H	
F8SS-390-06	37	50	1 / 2	6,8 / 7,0	5	47,01	90,12
F8SS-390-07	45	60	1 / 2	6,8 / 7,0	5	52,05	98,30
F8SS-390-08	45	60	1 / 2	6,8 / 7,0	5	57,09	106,50
F8SS-390-09	55	75	1 / 2	6,8 / 7,0	5	62,13	114,68
F8SS-390-10	55	75	1 / 2	6,8 / 7,0	5	67,17	122,86
F8SS-390-11	63	85/100	1 / 2	6,8 / 7,0	5	72,20	131,07
F8SS-390-12	75	100	1 / 2	6,8 / 7,0	5	77,24	139,24
F8SS-390-13	75	100	1 / 2	6,8 / 7,0	5	82,28	147,48
F8SS-390-14	93	125	1 / 2	6,8 / 7,0	5	87,32	155,63
F8SS-390-15	93	125	1 / 2	6,8 / 7,0	5	92,36	163,70

PERFORMANCE TABLE

PUMP MODEL	HP	gpm	0	150	250	300	350	400	450	500
		m ³ /h	0	34	57	68	80	91	102	114
F8SS-390-06	50	HEAD IN FEET	534	500	432	400	374	318	275	220
F8SS-390-07	60		638	585	517	475	436	396	342	276
F8SS-390-08	60		716	683	600	555	503	450	397	325
F8SS-390-09	75		844	776	699	648	597	523	457	379
F8SS-390-10	75		939	868	779	737	685	612	539	448
F8SS-390-11	85/100		1041	969	862	810	750	686	597	497
F8SS-390-12	100		1124	1022	918	868	797	714	623	525
F8SS-390-13	100		1202	1120	1000	930	854	772	673	560
F8SS-390-14	125		1303	1225	1075	999	921	841	722	600
F8SS-390-15	125		1400	1320	1150	1060	984	887	772	648

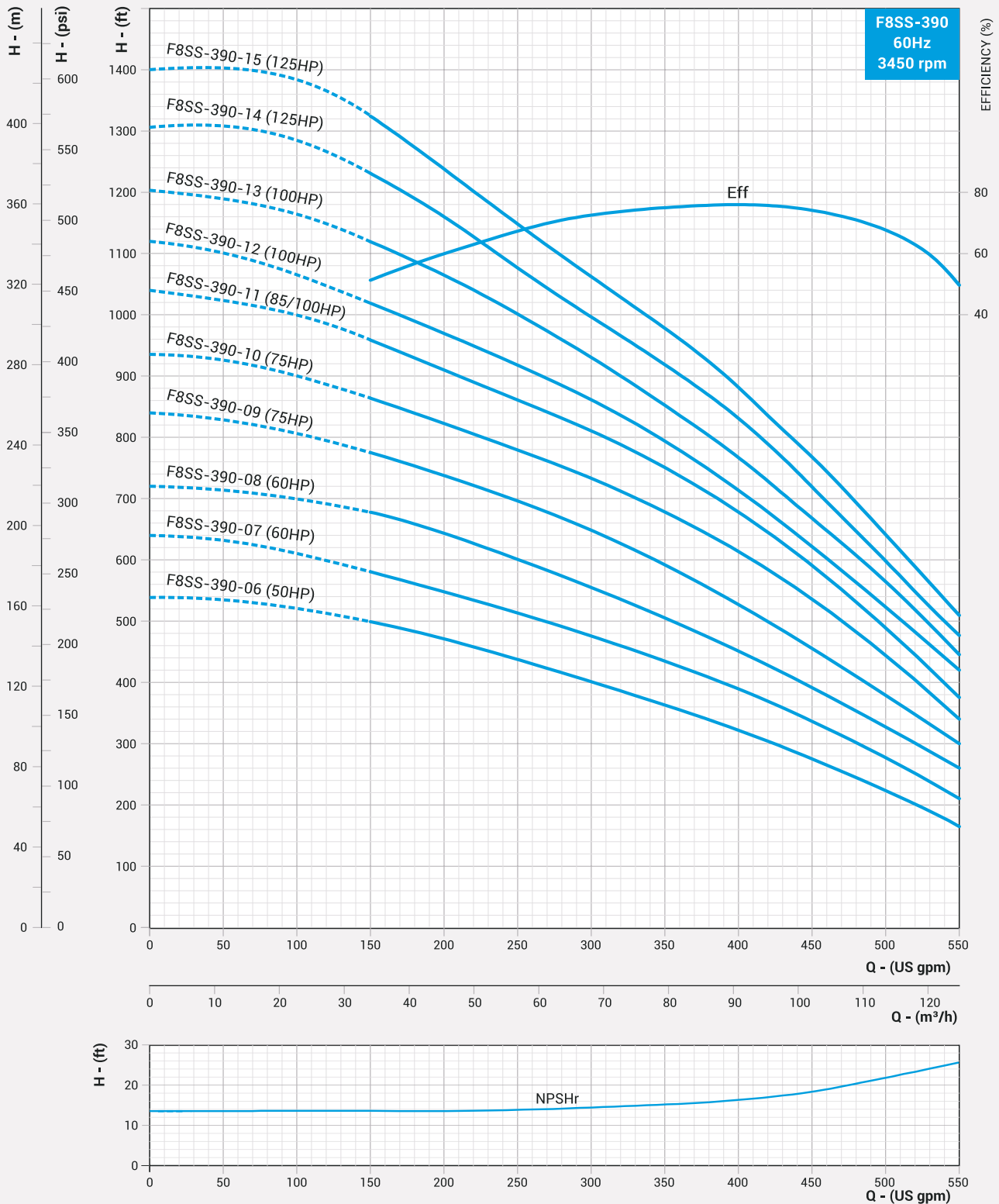
* 1 denote Single Cable Guard (D.O.L - 3wire) and 2 denotes Double Cable Guard (S.D - 6 wire). Please specify preference, while placing order.

PERFORMANCE CURVES - 8" STAINLESS STEEL SUBMERSIBLE PUMP

Nominal Diameter : 8"

Nominal Flow : 390 gpm

Outlet Size : 5" NPT

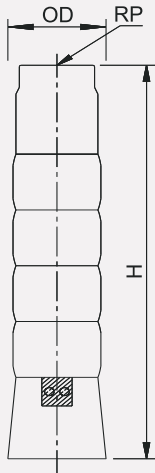


DIMENSIONS & WEIGHT - 8" STAINLESS STEEL SUBMERSIBLE PUMP

Nominal Diameter : 8"

Nominal Flow : 475 gpm

Outlet Size : 5" NPT



PUMP MODEL	REQUIRED MOTOR POWER		No OF CABLE GUARD	DIMENSIONS (Inches)			APPROX NETT. WEIGHT (lbs)
	kW	HP		OD	RP	H	
F8SS-475-01R	5,5	7,5	1 / 2	6,8 / 7,0	5	21,81	48,55
F8SS-475-01	7,5	10	1 / 2	6,8 / 7,0	5	21,81	48,55
F8SS-475-02R	13	17,5/20	1 / 2	6,8 / 7,0	5	26,85	56,88
F8SS-475-02	13	17,5/20	1 / 2	6,8 / 7,0	5	26,85	56,88
F8SS-475-03	22	30	1 / 2	6,8 / 7,0	5	31,89	65,15
F8SS-475-04RR	22	30	1 / 2	6,8 / 7,0	5	36,93	73,40
F8SS-475-04	30	40	1 / 2	6,8 / 7,0	5	36,93	73,40
F8SS-475-05R	30	40	1 / 2	6,8 / 7,0	5	41,97	81,66
F8SS-475-05	37	50	1 / 2	6,8 / 7,0	5	41,97	81,66
F8SS-475-06	45	60	1 / 2	6,8 / 7,0	5	47,01	91,49

PERFORMANCE TABLE

PUMP MODEL	HP	gpm	0	200	300	350	400	450	500	600
		m ³ /h	0	46	68	80	91	102	114	136
F8SS-475-01R	7,5	HEAD IN FEET	78	74	67	56	54	49	40	20
F8SS-475-01	10		102	90	78	71	70	62	59	29
F8SS-475-02R	17,5/20		188	167	148	135	128	119	99	61
F8SS-475-02	17,5/20		207	179	168	150	139	130	120	75
F8SS-475-03	30		310	279	248	226	212	192	171	122
F8SS-475-04RR	30		338	288	252	237	222	203	169	107
F8SS-475-04	40		416	361	323	300	280	257	227	163
F8SS-475-05R	40		455	392	343	332	294	278	248	175
F8SS-475-05	50		504	440	392	366	348	322	289	204
F8SS-475-06	60		610	538	478	450	422	387	340	250

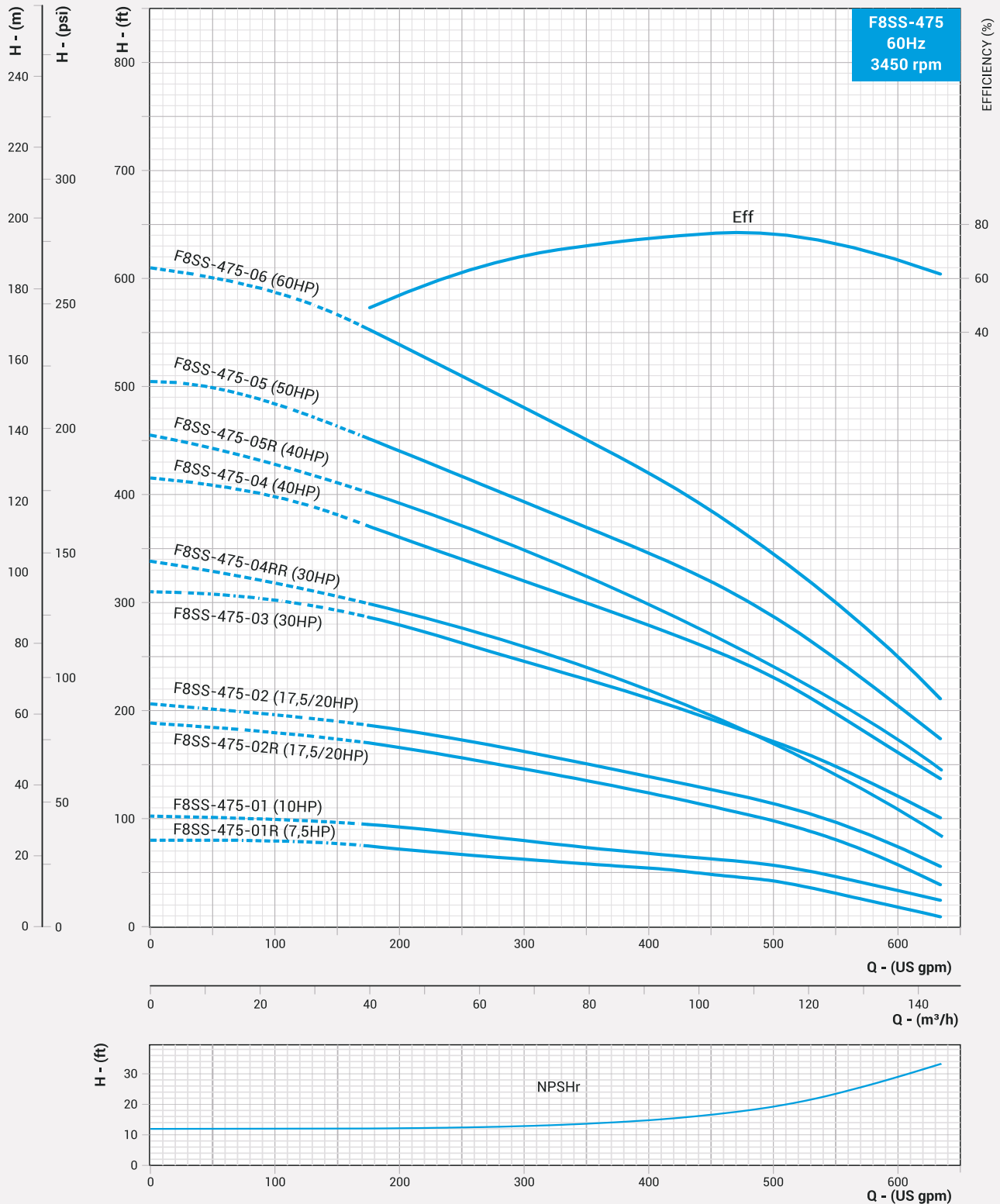
1 denote Single Cable Guard (D.O.L - 3wire) and 2 denotes Double Cable Guard (S.D - 6 wire). Please specify preference, while placing order.
Optional Outlet size

PERFORMANCE CURVES - 8" STAINLESS STEEL SUBMERSIBLE PUMP

Nominal Diameter : 8"

Nominal Flow : 475 gpm

Outlet Size : 5" NPT

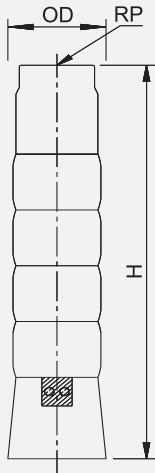


DIMENSIONS & WEIGHT - 8" STAINLESS STEEL SUBMERSIBLE PUMP

Nominal Diameter : 8"

Nominal Flow : 475 gpm

Outlet Size : 5" NPT



PUMP MODEL	REQUIRED MOTOR POWER		No OF CABLE GUARD	DIMENSIONS (Inches)			APPROX NETT. WEIGHT (lbs)
	kW	HP		OD	RP	H	
F8SS-475-07	45	60	1 / 2	6,8 / 7,0	5	52,05	99,93
F8SS-475-08	55	75	1 / 2	6,8 / 7,0	5	57,09	108,37
F8SS-475-09	75	100	1 / 2	6,8 / 7,0	5	62,13	116,79
F8SS-475-10	75	100	1 / 2	6,8 / 7,0	5	67,17	125,21
F8SS-475-11	75	100	1 / 2	6,8 / 7,0	5	72,20	133,65
F8SS-475-12	93	125	1 / 2	6,8 / 7,0	5	77,24	142,08
F8SS-475-13	93	125	1 / 2	6,8 / 7,0	5	82,28	150,55

PERFORMANCE TABLE

PUMP MODEL	HP	gpm	0	200	300	350	400	450	500	600
		m ³ /h	0	46	68	80	91	102	114	136
F8SS-475-07	60	HEAD IN FEET	718	613	540	512	475	441	398	283
F8SS-475-08	75		817	726	642	600	567	522	477	348
F8SS-475-09	100		913	816	724	675	638	589	541	403
F8SS-475-10	100		1011	900	804	750	708	666	610	450
F8SS-475-11	100		1100	995	879	827	776	723	671	498
F8SS-475-12	125		1188	1081	972	909	850	793	725	547
F8SS-475-13	125		1278	1169	1039	975	914	852	778	598

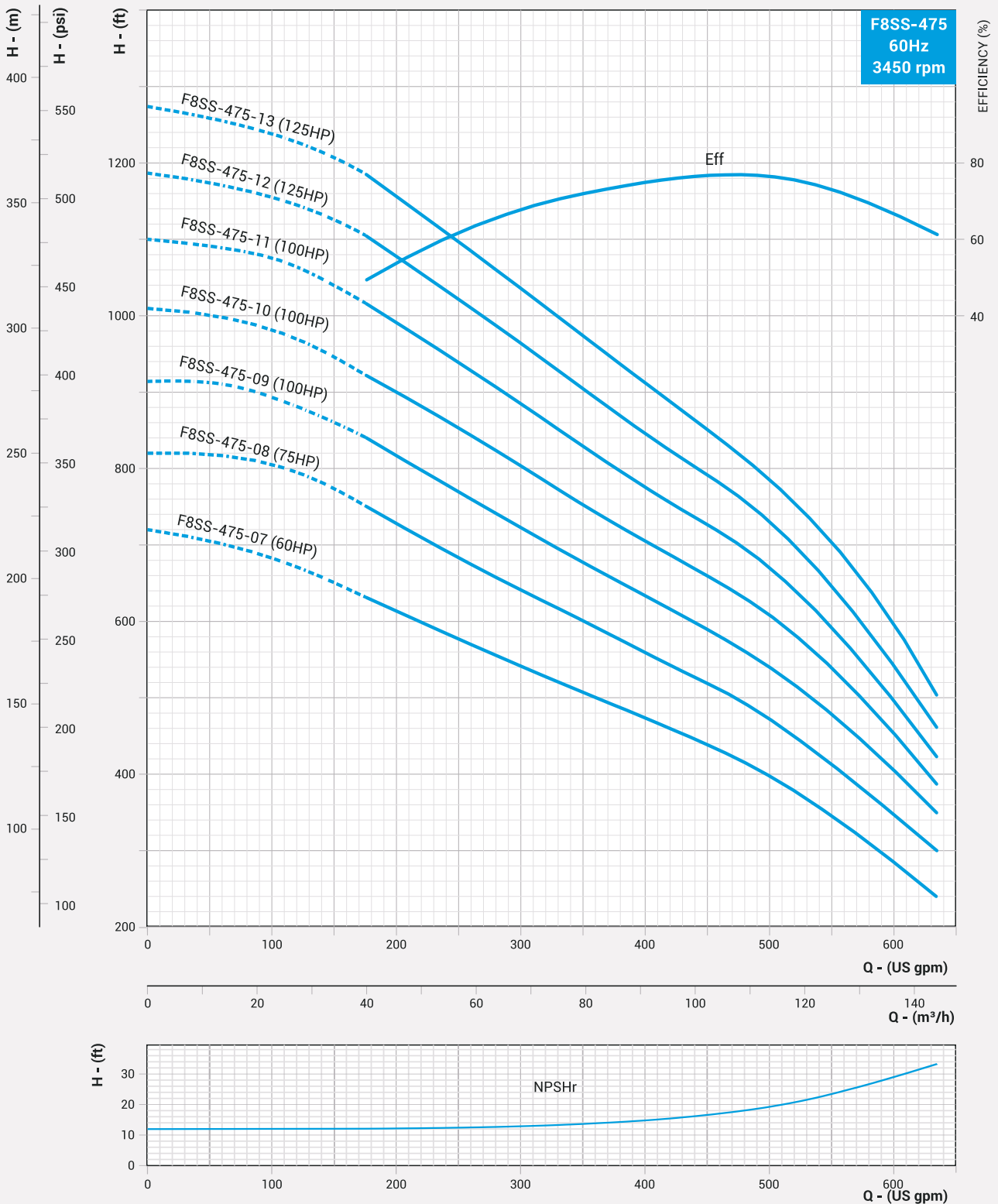
* 1 denote Single Cable Guard (D.O.L - 3wire) and 2 denotes Double Cable Guard (S.D - 6 wire). Please specify preference, while placing order.

PERFORMANCE CURVES - 8" STAINLESS STEEL SUBMERSIBLE PUMP

Nominal Diameter : 8"

Nominal Flow : 475 gpm

Outlet Size : 5" NPT

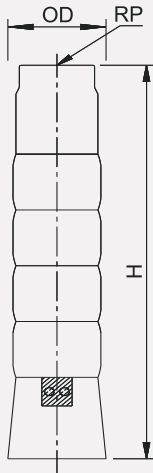


DIMENSIONS & WEIGHT - 10" STAINLESS STEEL SUBMERSIBLE PUMP

Nominal Diameter : 10"

Nominal Flow : 625 gpm

Outlet Size : 6" NPT



PUMP MODEL	REQUIRED MOTOR POWER		No OF CABLE GUARD	DIMENSIONS (Inches)			APPROX NETT. WEIGHT (lbs)
	kW	HP		OD	RP	H	
F10SS-625-01R	15	20	1 / 2	8,3 / 8,5	6	25,35	67,52
F10SS-625-01	18,5	25	1 / 2	8,3 / 8,5	6	25,35	67,52
F10SS-625-02RR	22	30	1 / 2	8,3 / 8,5	6	31,42	81,08
F10SS-625-02R	22	30	1 / 2	8,3 / 8,5	6	31,42	81,08
F10SS-625-02	30	40	1 / 2	8,3 / 8,5	6	31,42	81,08
F10SS-625-03RR	37	50	1 / 2	8,3 / 8,5	6	37,48	94,62
F10SS-625-03R	37	50	1 / 2	8,3 / 8,5	6	37,48	94,62
F10SS-625-03	45	60	1 / 2	8,3 / 8,5	6	37,48	94,62
F10SS-625-04RR	55	75	1 / 2	8,3 / 8,5	6	43,54	108,16
F10SS-625-04R	55	75	1 / 2	8,3 / 8,5	6	43,54	108,16
F10SS-625-04	63	85/100	1 / 2	8,3 / 8,5	6	43,54	108,16

PERFORMANCE TABLE

PUMP MODEL	HP	gpm	0	200	300	400	500	600	700	800
		m³/h	0	46	68	91	114	136	159	182
F10SS-625-01R	20	HEAD IN FEET	100	96	90	88	77	67	57	47
F10SS-625-01	25		160	146	136	125	113	102	86	61
F10SS-625-02RR	30		191	190	180	169	156	139	113	85
F10SS-625-02R	30		230	225	213	198	184	165	141	107
F10SS-625-02	40		298	275	265	248	230	210	182	142
F10SS-625-03RR	50		335	315	299	280	259	233	200	155
F10SS-625-03R	50		364	358	337	314	292	265	229	178
F10SS-625-03	60		410	394	380	352	327	300	260	200
F10SS-625-04RR	75		477	453	431	406	377	334	271	187
F10SS-625-04R	75		540	505	479	449	418	373	305	220
F10SS-625-04	85/100		570	543	520	493	462	418	355	250

* 1 denote Single Cable Guard (D.O.L - 3wire) and 2 denotes Double Cable Guard (S.D - 6 wire). Please specify preference, while placing order.

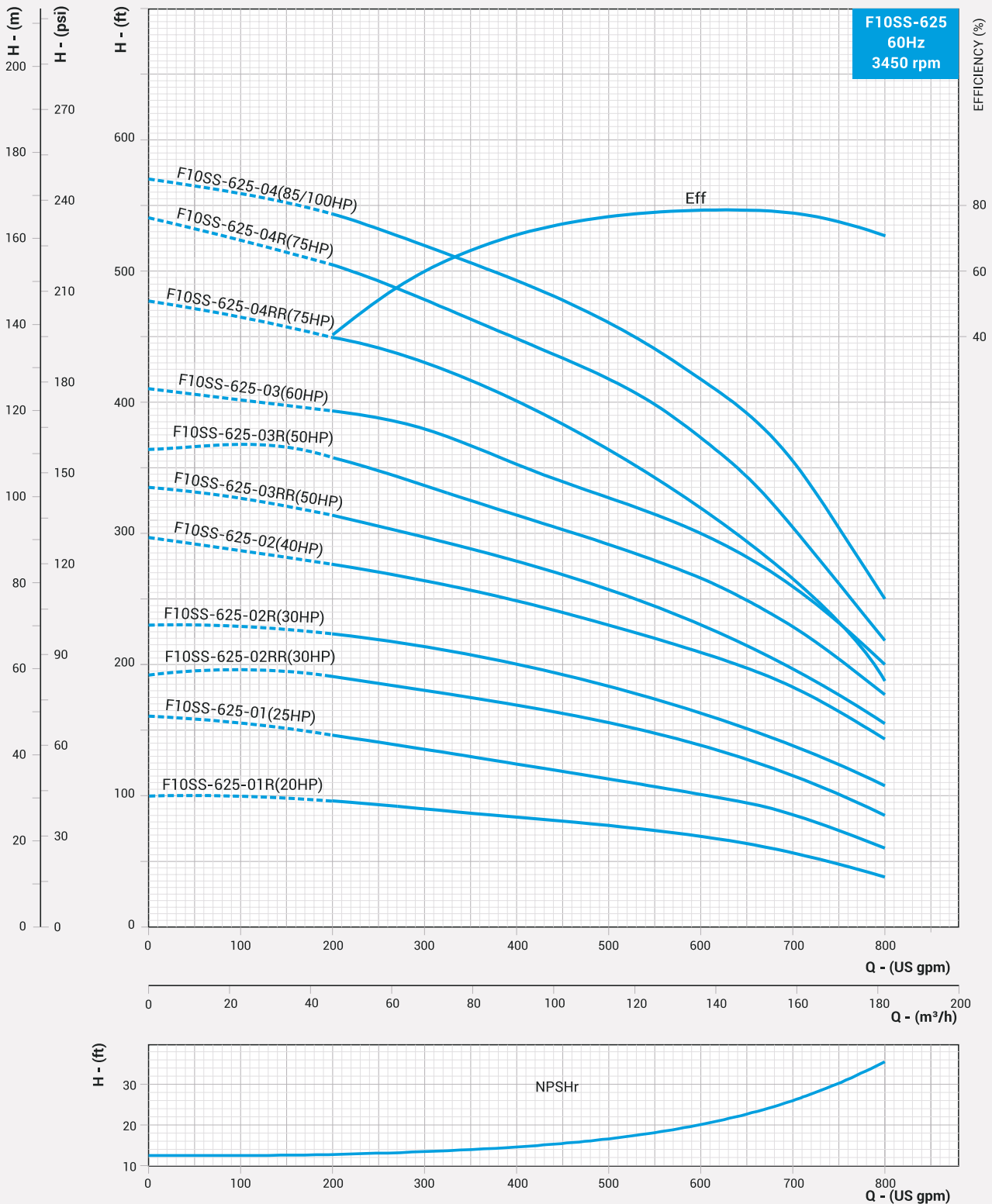
Orion Series

PERFORMANCE CURVES - 10" STAINLESS STEEL SUBMERSIBLE PUMP

Nominal Diameter : 10"

Nominal Flow : 625 gpm

Outlet Size : 6" NPT

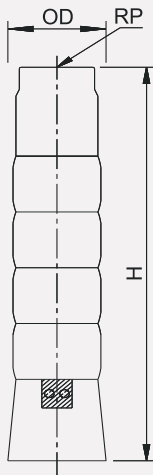


DIMENSIONS & WEIGHT - 10" STAINLESS STEEL SUBMERSIBLE PUMP

Nominal Diameter : 10"

Nominal Flow : 625 gpm

Outlet Size : 6" NPT



PUMP MODEL	REQUIRED MOTOR POWER		No OF CABLE GUARD	DIMENSIONS (Inches)			APPROX NETT. WEIGHT (lbs)
	kW	HP		OD	RP	H	
F10SS-625-05RR	75	100	1 / 2	8,3 / 8,5	6	49,61	121,71
F10SS-625-05R	75	100	1 / 2	8,3 / 8,5	6	49,61	121,71
F10SS-625-05	75	100	1 / 2	8,3 / 8,5	6	49,61	121,71
F10SS-625-06RR	75	100	1 / 2	8,3 / 8,5	6	55,67	135,24
F10SS-625-06	93	125	1 / 2	8,3 / 8,5	6	55,67	135,24
F10SS-625-07RR	93	125	1 / 2	8,3 / 8,5	6	61,73	148,79
F10SS-625-07R	110	150	1 / 2	8,3 / 8,5	6	61,73	148,79
F10SS-625-07	110	150	1 / 2	8,3 / 8,5	6	61,73	148,79
F10SS-625-08	132	175	1 / 2	8,3 / 8,5	6	67,80	162,33
F10SS-625-09	132	175	1 / 2	8,3 / 8,5	6	73,86	175,88
F10SS-625-10	150	200	1 / 2	8,3 / 8,5	6	79,92	189,41

PERFORMANCE TABLE

PUMP MODEL	HP	gpm	0	200	300	400	500	600	700	800
		m³/h	0	46	68	91	114	136	159	182
F10SS-625-05RR	100	HEAD IN FEET	586	584	560	524	488	446	388	307
F10SS-625-05R	100		629	625	597	559	545	485	412	315
F10SS-625-05	100		695	660	635	603	567	520	444	326
F10SS-625-06RR	100		718	703	675	632	590	539	460	350
F10SS-625-06	125		810	794	758	710	662	610	530	430
F10SS-625-07RR	125		858	840	806	754	700	638	550	438
F10SS-625-07R	150		884	870	834	783	728	668	590	446
F10SS-625-07	150		945	926	881	827	772	710	623	510
F10SS-625-08	175		1090	1073	1034	972	900	815	713	540
F10SS-625-09	175		1210	1184	1135	1060	987	910	806	650
F10SS-625-10	200		1342	1308	1256	1180	1098	1008	890	725

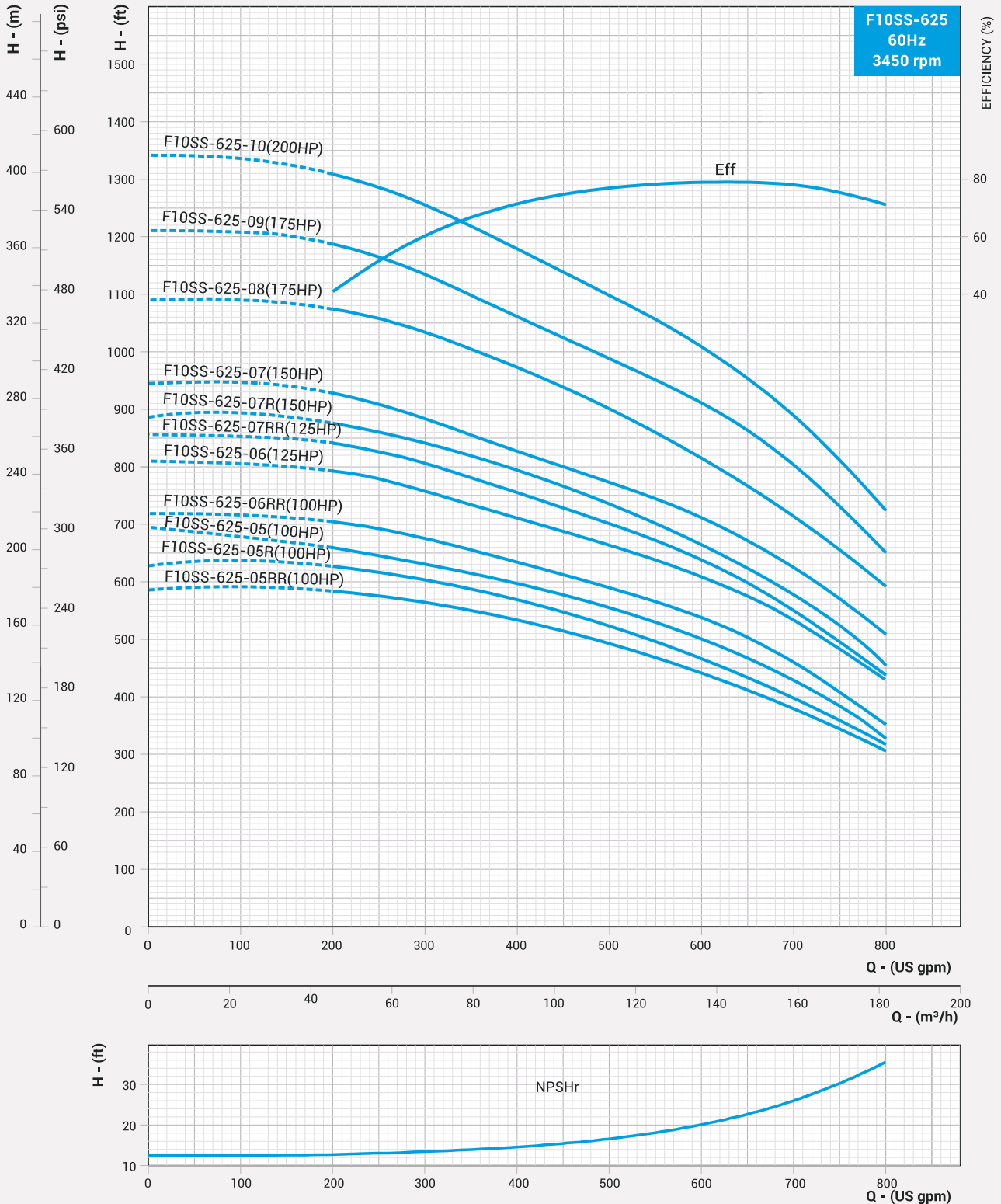
* 1 denote Single Cable Guard (D.O.L - 3wire) and 2 denotes Double Cable Guard (S.D - 6 wire). Please specify preference, while placing order.

PERFORMANCE CURVES - 10" STAINLESS STEEL SUBMERSIBLE PUMP

Nominal Diameter : 10"

Nominal Flow : 625 gpm

Outlet Size : 6" NPT

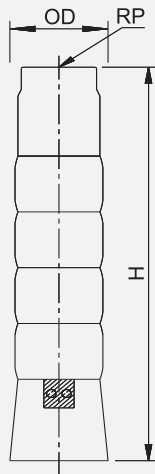


DIMENSIONS & WEIGHT - 10" STAINLESS STEEL SUBMERSIBLE PUMP

Nominal Diameter : 10"

Nominal Flow : 800 gpm

Outlet Size : 6" NPT



PUMP MODEL	REQUIRED MOTOR POWER		No OF CABLE GUARD	DIMENSIONS (Inches)			APPROX NETT. WEIGHT (lbs)
	kW	HP		OD	RP	H	
F10SS-800-01R	15	20	1 / 2	8,3 / 8,6	6	25,43	66,68
F10SS-800-01	22	30	1 / 2	8,3 / 8,6	6	25,43	66,68
F10SS-800-02RR	26	35/40	1 / 2	8,3 / 8,6	6	31,57	80,43
F10SS-800-02R	37	50	1 / 2	8,3 / 8,6	6	31,57	80,43
F10SS-800-02	37	50	1 / 2	8,3 / 8,6	6	31,57	80,43
F10SS-800-03RR	45	60	1 / 2	8,3 / 8,6	6	37,72	94,17
F10SS-800-03R	55	75	1 / 2	8,3 / 8,6	6	37,72	94,17
F10SS-800-03	55	75	1 / 2	8,3 / 8,6	6	37,72	94,17
F10SS-800-04RR	75	100	1 / 2	8,3 / 8,6	6	43,86	107,90
F10SS-800-04R	75	100	1 / 2	8,3 / 8,6	6	43,86	107,90
F10SS-800-04	75	100	1 / 2	8,3 / 8,6	6	43,86	107,90
F10SS-800-05RR	93	125	1 / 2	8,3 / 8,6	6	50,00	122,72
F10SS-800-05R	93	125	1 / 2	8,3 / 8,6	6	50,00	122,72
F10SS-800-05	93	125	1 / 2	8,3 / 8,6	6	50,00	122,72

PERFORMANCE TABLE

PUMP MODEL	HP	gpm	0	200	400	600	800	900	1000	1080
		m³/h	0	46	91	136	182	205	227	246
F10SS-800-01R	20	HEAD IN FEET	120	108	92	80	67	55	40	25
F10SS-800-01	30		161	156	134	113	100	93	77	63
F10SS-800-02RR	35/40		223	212	188	165	135	114	80	54
F10SS-800-02R	50		262	253	226	195	165	146	118	90
F10SS-800-02	50		287	288	252	215	189	171	148	118
F10SS-800-03RR	60		370	363	330	292	238	206	165	125
F10SS-800-03R	75		410	403	360	310	266	239	199	150
F10SS-800-03	75		449	442	392	338	295	270	230	182
F10SS-800-04RR	100		509	500	444	387	328	287	230	175
F10SS-800-04R	100		545	538	478	415	357	314	260	207
F10SS-800-04	100		588	580	510	440	383	343	290	238
F10SS-800-05RR	125		650	642	572	500	426	373	300	232
F10SS-800-05R	125		690	680	605	522	450	400	330	247
F10SS-800-05	125		733	720	638	552	480	430	364	300

* 1 denote Single Cable Guard (D.O.L - 3wire) and 2 denotes Double Cable Guard (S.D - 6 wire). Please specify preference, while placing order.

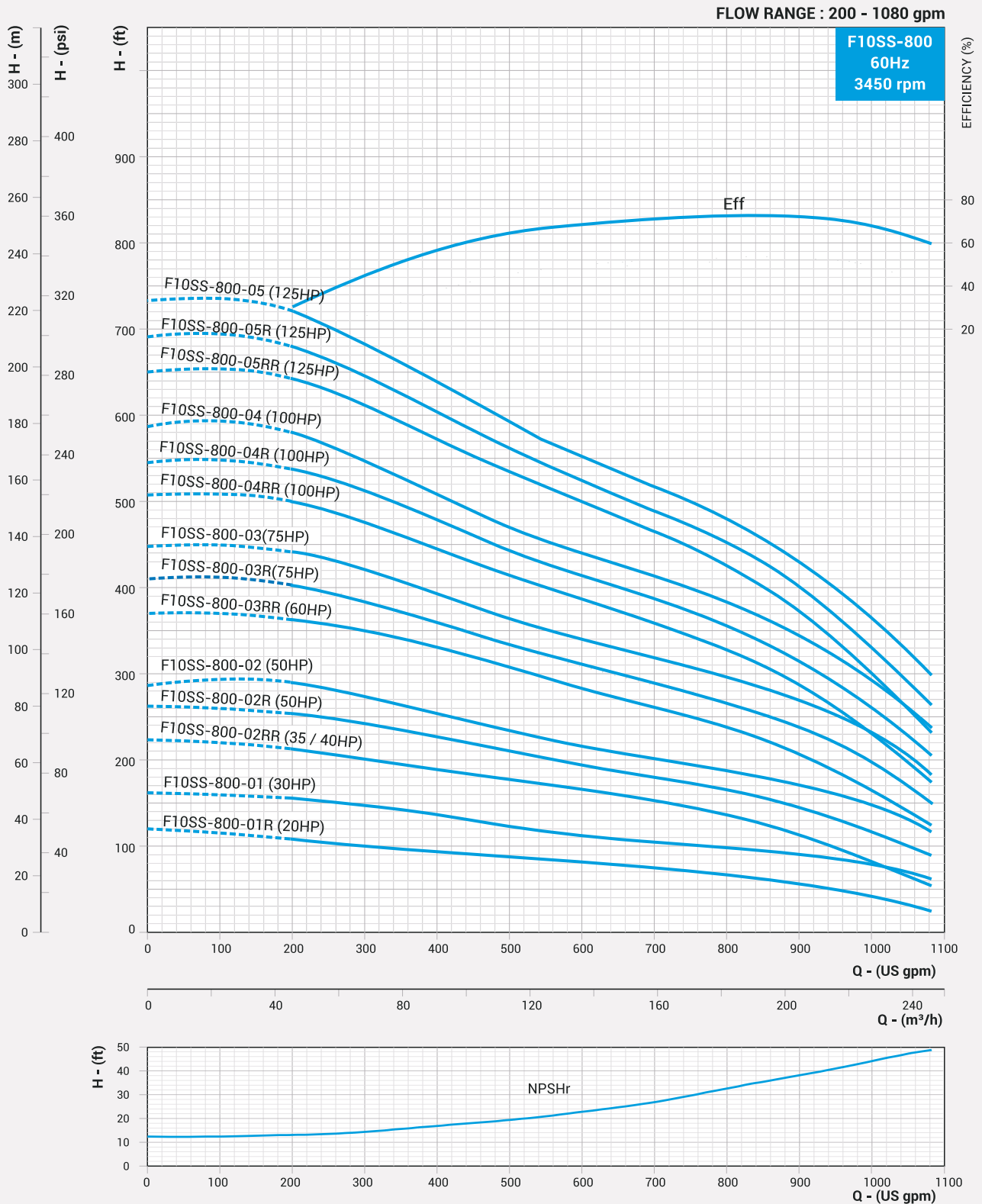
Orion Series

PERFORMANCE CURVES - 10" STAINLESS STEEL SUBMERSIBLE PUMP

Nominal Diameter : 10"

Nominal Flow : 800 gpm

Outlet Size : 6" NPT

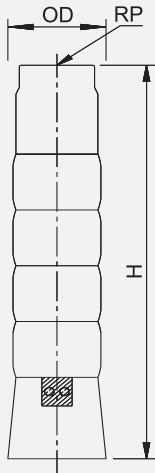


DIMENSIONS & WEIGHT - 10" STAINLESS STEEL SUBMERSIBLE PUMP

Nominal Diameter : 10"

Nominal Flow : 800 gpm

Outlet Size : 6" NPT



PUMP MODEL	REQUIRED MOTOR POWER		No OF CABLE GUARD	DIMENSIONS (Inches)			APPROX NETT. WEIGHT (lbs)
	kW	HP		OD	RP	H	
F10SS-800-06	110	150	1 / 2	8,3 / 8,6	6	56,14	136,44
F10SS-800-07	132	175	1 / 2	8,3 / 8,6	6	62,28	150,14
F10SS-800-08	150	200	1 / 2	8,3 / 8,6	6	68,43	163,87
F10SS-800-09	170	225/250	1 / 2	8,3 / 8,6	6	74,57	184,08
F10SS-800-10	187	250	1 / 2	8,3 / 8,6	6	80,71	197,81

PERFORMANCE TABLE

PUMP MODEL	HP	gpm	0	200	400	600	800	900	1000	1080
		m ³ /h	0	46	91	136	182	205	227	246
F10SS-800-06	150	HEAD IN FEET	854	850	748	662	565	515	425	364
F10SS-800-07	175		1017	998	868	768	688	583	495	400
F10SS-800-08	200		1155	1138	1011	858	765	675	563	469
F10SS-800-09	225/250		1290	1270	1126	985	859	765	645	513
F10SS-800-10	250		1454	1425	1262	1110	945	825	720	585

* 1 denote Single Cable Guard (D.O.L - 3wire) and 2 denotes Double Cable Guard (S.D - 6 wire). Please specify preference, while placing order.

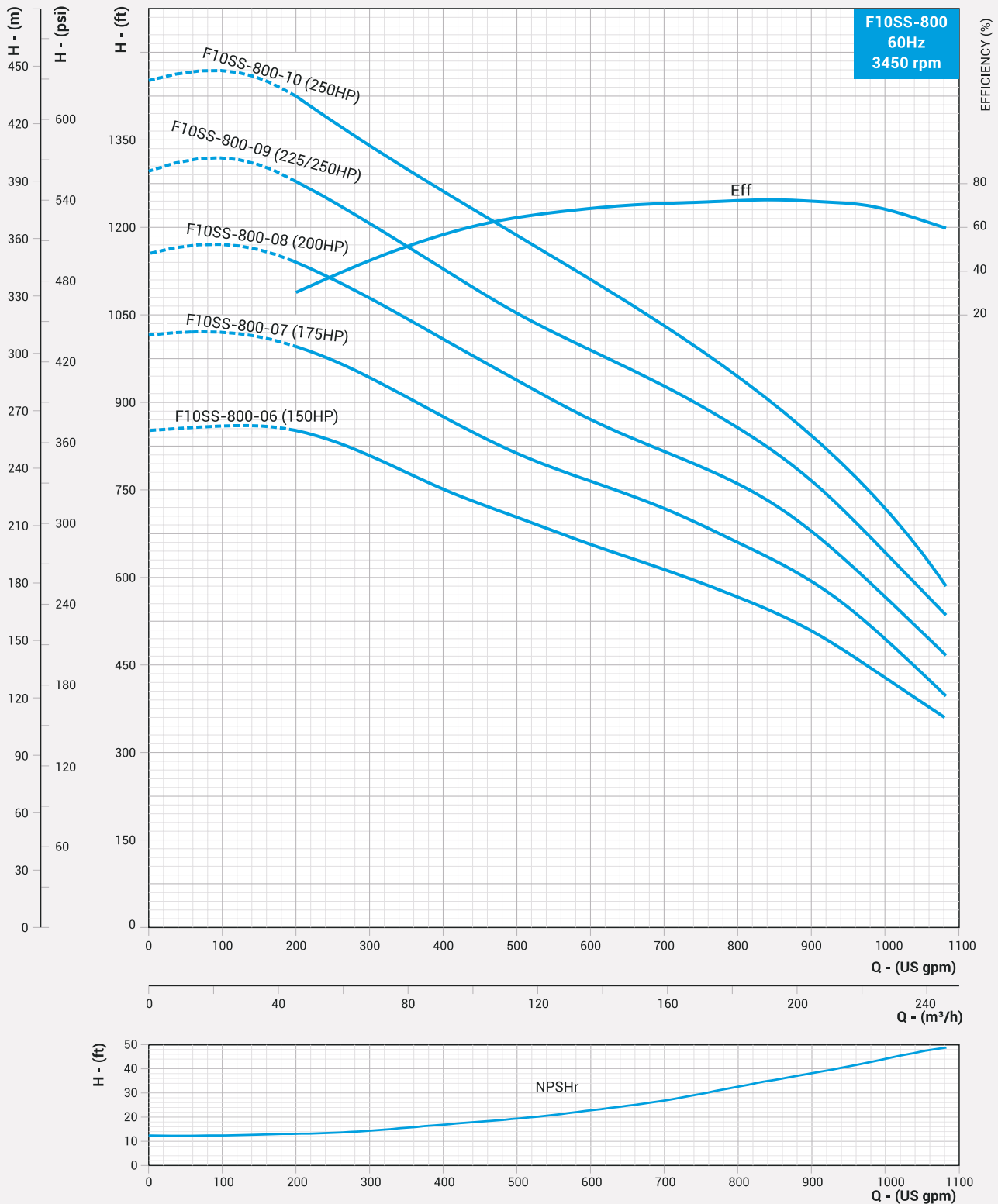
Orion Series

PERFORMANCE CURVES - 10" STAINLESS STEEL SUBMERSIBLE PUMP

Nominal Diameter : 10"

Nominal Flow : 800 gpm

Outlet Size : 6" NPT

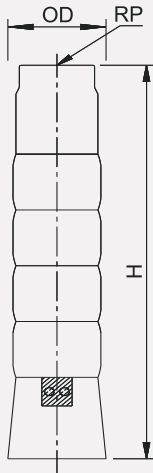


DIMENSIONS & WEIGHT - 10" STAINLESS STEEL SUBMERSIBLE PUMP

Nominal Diameter : 10"

Nominal Flow : A75 gpm

Outlet Size : 6" NPT



PUMP MODEL	REQUIRED MOTOR POWER		No OF CABLE GUARD	DIMENSIONS (Inches)			APPROX NETT. WEIGHT (lbs)
	kW	HP		OD	RP	H	
F10SS-A75-01R	22	30	1 / 2	9,7 / 10,0	6	31	118
F10SS-A75-01	30	40	1 / 2	9,7 / 10,0	6	31	118
F10SS-A75-02RR	45	60	1 / 2	9,7 / 10,0	6	38	145
F10SS-A75-02R	55	75	1 / 2	9,7 / 10,0	6	38	145
F10SS-A75-02	75	100	1 / 2	9,7 / 10,0	6	38	145
F10SS-A75-03RR	75	100	1 / 2	9,7 / 10,0	6	45	173
F10SS-A75-03R	93	125	1 / 2	9,7 / 10,0	6	45	173
F10SS-A75-03	93	125	1 / 2	9,7 / 10,0	6	45	173
F10SS-A75-04RR	110	150	1 / 2	9,7 / 10,0	6	52	201
F10SS-A75-04R	110	150	1 / 2	9,7 / 10,0	6	52	201
F10SS-A75-04	110	150	1 / 2	9,7 / 10,0	6	52	201
F10SS-A75-05RR	130	175	1 / 2	9,7 / 10,0	6	59	228
F10SS-A75-05R	130	175	1 / 2	9,7 / 10,0	6	59	228
F10SS-A75-05	150	200	1 / 2	9,7 / 10,0	6	59	228
F10SS-A75-06RR	170	225/250	1 / 2	9,7 / 10,0	6	66	256
F10SS-A75-06R	187	250	1 / 2	9,7 / 10,0	6	66	256
F10SS-A75-06	187	250	1 / 2	9,7 / 10,0	6	66	256
F10SS-A75-07	220	300	1 / 2	9,7 / 10,0	6	73	283

PERFORMANCE TABLE

PUMP MODEL	HP	gpm	0	300	400	600	800	1000	1200	1400
			m ³ /h	0	68	91	136	182	227	273
F10SS- A75-01R	30	HEAD IN FEET	123	119	115	105	90	79	53	25
F10SS- A75-01	40		180	170	160	140	130	117	100	70
F10SS- A75-02RR	60		250	242	235	222	199	170	130	70
F10SS- A75-02R	75		303	290	280	258	232	210	175	110
F10SS- A75-02	100		361	342	330	295	266	240	210	156
F10SS- A75-03RR	100		431	415	400	370	338	304	250	157
F10SS- A75-03R	125		485	468	450	410	371	335	286	200
F10SS- A75-03	125		538	512	490	445	400	364	315	236
F10SS- A75-04RR	150		610	588	560	520	475	430	360	250
F10SS- A75-04R	150		660	634	613	556	505	453	390	275
F10SS- A75-04	150		710	680	654	592	534	484	420	315
F10SS- A75-05RR	175		788	759	734	670	610	550	478	318
F10SS- A75-05R	175		836	802	770	704	638	580	498	365
F10SS- A75-05	200		894	854	822	743	670	608	530	405
F10SS- A75-06RR	225/250		970	928	890	820	753	679	575	415
F10SS- A75-06R	250		1020	980	943	858	775	704	605	445
F10SS- A75-06	250		1070	1023	986	890	804	732	638	484
F10SS- A75-07	300	1280	1180	1135	1036	942	865	756	573	

* 1 denote Single Cable Guard (D.O.L - 3wire) and 2 denotes Double Cable Guard (S.D - 6 wire). Please specify preference, while placing order.

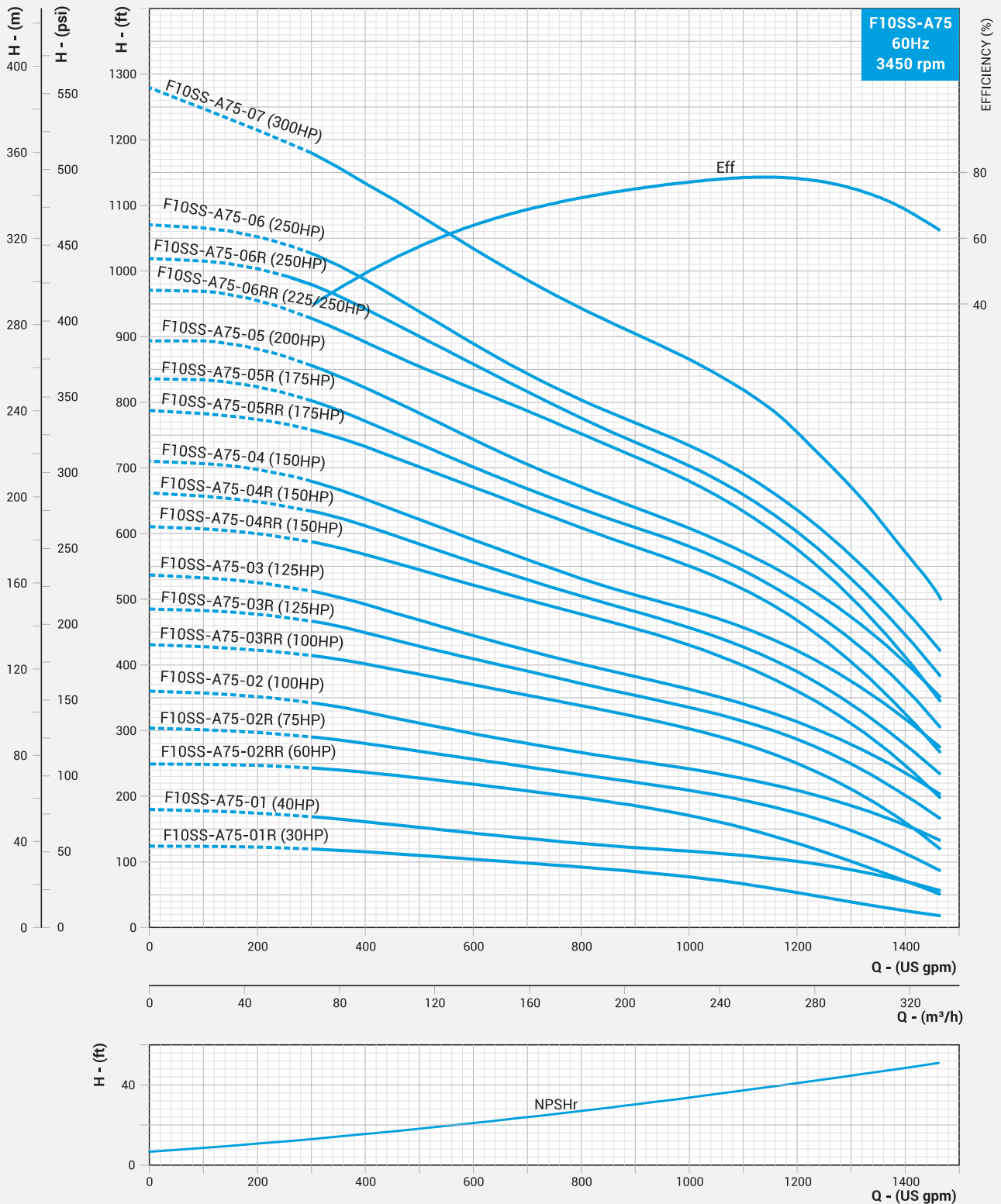
Orion Series

PERFORMANCE CURVES - 10" STAINLESS STEEL SUBMERSIBLE PUMP

Nominal Diameter : 10"

Nominal Flow : A75 gpm

Outlet Size : 6" NPT



PIPE FRICTION LOSS TABLE

Grade	Light	Medium	Heavy
Nominal Dia in Inches	Rate of Flow in gpm	Rate of Flow in gpm	Rate of Flow in gpm
1,5	30 - 43	28 - 42	25 - 38
2	44 - 83	43 - 79	39 - 72
2,5	84 - 158	80 - 156	73 - 146
3	159 - 247	157 - 238	147 - 226
4	248 - 490	239 - 476	227 - 455
5	-	477 - 834	456 - 816
6	-	835 - 1337	817 - 1312

Note : Permissible Range of Volume Rate of Flow in GPM through **Galvanized Steel** Pipe to limit Friction losses to 10% of the Pipe Length

Grade	Class (36.25 psi)	Class (58 psi)	Class (87 psi)
Nominal Dia in Inches	Rate of Flow in gpm	Rate of Flow in gpm	Rate of Flow in gpm
1,5	-	-	Up to 32
2	-	-	33 - 59
2,5	-	60 - 115	60 - 108
3	-	116 - 182	109 - 171
3,5	183 - 311	183 - 294	172 - 276
4	312 - 528	295 - 504	277 - 472
5	529 - 740	505 - 704	473 - 658
5,5	741 - 999	705 - 946	659 - 889
6,5	1000 - 1418	947 - 1349	892 - 1267

Note : Permissible Range of Volume Rate of Flow in GPM through **RPVC** Pipe to limit Friction losses to 10% of the Pipe Length

CONVERSION TABLE

FLOW RATE

US-gpm	lps	lpm	m ³ /h	ft ³ /h	ft ³ /min	imp - gpm	US - barrel / day
1	0,063	3,785	0,2271	8,0209	0,1337	0,833	34,286
15,850	1	60	3,6	127,133	2,1189	13,2	543,439
0,264	0,017	1	0,06	2,1189	0,0353	0,22	9,057
4,403	0,278	16,667	1	35,3147	0,5886	3,666	150,955
0,125	0,008	0,472	0,0283	1	0,0167	0,104	4,275
7,48	0,472	28,317	1,6990	60	1	6,229	256,475
1,201	0,076	4,546	0,2728	9,6326	0,1605	1	41,175
0,029	0,002	0,110	0,0066	0,2339	0,0039	0,024	1

LIQUID

US-gallon	m ³	liter (l)	milliliter (ml)	Imp. gallon	ft ³
1	0,00378	3,785	3785	0,8327	0,1337
264,2	1	1000	1X10 ⁶	220	35,3147
0,2642	0,001	1	1000	0,22	0,0353
2,642X10 ⁻⁴	1X10 ⁻⁶	0,001	1	2,2X10 ⁻⁴	3,53X10 ⁻⁵
1,201	0,00455	4,546	4546	1	0,1605
7,4805	0,0283	28,317	28,317	6,2288	1

LIQUID HEAD AND PRESSURE

Psi	N/m ² (Pa)	kPa	bar	Kgf/cm ²	foot for water ft H ₂ O	Meter of water m H ₂ O	Millimeter of Mercury mm Hg	Inch of Mercury in Hg
1	6895	6,895	0,069	0,0703	2,31	0,703	51,72	2,036
1,45X10 ⁻⁴	1	0,001	1X10 ⁻⁵	1,02X10 ⁻⁵	3,35X10 ⁻⁴	1,02X10 ⁻⁴	0,0075	2,95X10 ⁻⁴
0,145	1000	1	0,01	0,0102	0,335	0,102	7,5	0,295
0,145	1X10 ⁵	100	1	1,02	33,52	10,2	750,1	29,53
14,22	98,067	98,070	0,981	1	32,81	10	735,6	28,96
0,433	2984	2,984	0,030	0,0305	1	0,305	22,42	0,882
1,42	9789	9,789	0,098	0,1	3,28	1	73,42	2,891
0,019	133,3	0,133	0,0013	0,0014	0,045	0,014	1	0,039
0,491	3386	3,386	0,0338	0,0345	1,133	0,0345	25,4	1

LENGTH

Inch (in)	Millimeter (mm)	Centimeter (cm)	Meter (m)	Foot (ft)	Yard (yd)
1	25,4	2,54	0,0254	0,0833	0,0278
0,0394	1	0,10	0,001	0,0033	0,0011
0,3937	10	1	0,01	0,0328	0,0109
39,3701	1000	100	1	3,2808	1,0936
12	304,8	30,48	0,3048	1	0,3333
36	914,4	91,44	0,9144	3	1

1 kilometer = 1000 metre = 0,62137 mile; 1 mile = 1609,34 metre = 1,60934 kilometre

MASS

Pound (lb)	Kilogram (kg)	Hundred Weight (cwt)	Tonne (t)	Ton long (tn)	short Ton (sh tn)
Pound (lb)	Kilogram (kg)	Hundred Weight (cwt)	Tonne (t)	Ton long (tn)	short Ton (sh tn)
1	0,454	0,0089	4,54x10 ⁻⁴	4,46x10 ⁻⁴	5,0x10 ⁻⁴
2,205	1	0,0197	0,001	9,84x10 ⁻⁴	0,0011
112	50,802	1	0,0508	0,05	0,056
2204,6	1000	19,684	1	0,9842	1,1023
2240	1016	20	1,0161	1	1,1020
2000	907,2	17,857	0,9072	0,8929	1

TEMPERATURE

To Convert From	To	Use Formula
Celsius, tC	Kelvin, tK	tK = tC + 273,15
Fahrenheit, tF	Kelvin, tK	tK = (tF + 459,67) / 1,8
Celsius, tC	Fahrenheit, tF	tF = 1,8 tC + 32
Fahrenheit, tF	Celsius, tC	tC = (tF - 32) / 1,8
Kelvin, tK	Celsius, tC	tC = tK - 273,15
Kelvin, tK	Fahrenheit, tF	tF = 1,8 tK - 459,67



Zirantec

Fabbrica Italiana Pompe Sommergibili S.r.l.

Viale Toscana, 46 - 20089 Rozzano (MI) - Italy
Tel. (+39) 02 8258923 - 02 57510371 Fax 02 57512095

E-mail: info@fips-pumps.it

www.zirantec.com; www.fips-pumps.it